



**VELUX®**

# 2026 Product Catalogue

Skylights, Sun Tunnels, Roof Windows & Accessories

[velux.com.au](http://velux.com.au)

## Contact us

If you need more information or technical support, we are here to help.

**Telephone:** 1300 859 856

## Visit us

Find our VR Skylight showroom  
78 Henderson Road, Alexandria, NSW

Or discover skylights near you at [velux.com.au](http://velux.com.au)



# Contents

04	Your Home
05	Sustainability
06	Built & Tested for Australian Conditions
09	Solar & Electric

---

10	 Pitched Roof Skylights
14	 Flat Roof Skylights
18	 Roof Windows
20	 Sun Tunnels
22	 Blinds
24	 Accessories & Light Shafts
27	 Flashing

---

30	Size Guide & Link to Pricing
----	------------------------------

# Bring daylight and fresh air into the heart of your home

## Designed for the way Australians live.

In Australia, light and fresh air shape the way we live at home. They influence how spaces feel, how comfortable they are, and how well they support everyday life.

VELUX roof windows and skylights bring balanced daylight deep into the home while also introducing natural ventilation. By opening to release warm, stale air and inviting fresh air inside, they help create brighter, healthier and more comfortable living environments.

### More daylight where it matters most

Daylight transforms how a space looks and feels. Positioned on the roof, skylights capture light from above and distribute it more evenly through the room than vertical windows.

This makes interiors feel brighter, larger and more connected to the outdoors, whether it's a living room, kitchen, hallway or bathroom.

VELUX roof windows and skylights are designed to bring daylight into places traditional windows can't reach, helping you create spaces you naturally enjoy spending time in.

### Fresh air and natural ventilation

In the Australian climate, managing airflow is just as important as bringing light inside.

Opening skylights allow warm air to escape while drawing cooler air through the home, helping to create natural air movement and improve indoor comfort.

From releasing heat that builds up near the ceiling to allowing fresh breezes to circulate, skylights can help make homes feel cooler, fresher and more comfortable throughout the day.

With VELUX ACTIVE with NETATMO, skylights can even open automatically to balance temperature, humidity and CO<sub>2</sub> levels for a healthier indoor climate.

### A healthier way to live at home

Homes feel better when they are filled with daylight and fresh air.

Natural light supports wellbeing and helps regulate our daily rhythms, while improved airflow reduces stuffiness and enhances indoor comfort.

Together, daylight and ventilation create spaces that feel more inviting, whether you're enjoying a quiet morning, gathering with family or simply relaxing at home.

Because when your home is brighter, fresher and filled with natural air, it doesn't just look better, it feels better too.





# At VELUX we prioritise sustainability

At the VELUX Group, we continually integrate sustainability into our decision-making, operations and solutions.

**The first and only roof window company in the world rated platinum by EcoVadis**

We are proud to be the only roof window company in the top 1% of organisations ranked globally by EcoVadis. The platinum sustainability rating reflects our commitment to integrating more sustainable practices throughout our organisation.



**97% of VELUX packaging in Europe was plastic-free in 2024\***

As of 2024, 97% of our primary packaging in Europe was paper-based and recyclable. Globally, we continue to eliminate plastic packaging from our products, making it easier for you to recycle and minimising the impact on the planet.

\* In 2024, 97% of Residential primary packaging in Europe was paper-based.

**96% of our products have an Environmental Product Declaration\*\***

With more transparency over the environmental impact of our products, you can make more informed decisions about most VELUX products.

\*\* Roof windows, flashings and installation products, excluding copper and zinc variants.



# Built For Australian Conditions

VELUX skylights are engineered and tested to perform in Australia's toughest conditions, from intense UV and heat to heavy rain, wind and bushfire-prone environments.

Backed by over 80 years of global expertise and local testing, every product is designed for long-term reliability on Australian roofs.

## Designed for fast installation & long-term performance

VELUX systems are designed to work together, skylights, flashing and accessories, ensuring a precise fit, faster installation and reliable weatherproofing.

- Compatible with common Australian roof types
- Integrated flashing systems reduce installation risk
- Clean internal finish with minimal rework



HAIL  
TESTED



WIND  
LOADS



BUSHFIRE



## Tested & Certified for Australian Conditions

VELUX products are rigorously tested to meet Australian standards and perform in demanding environments.

- **Bushfire rated designs** for use in fire-prone areas
- **Hail resistance tested** to withstand extreme weather events
- **Wind load tested** for high wind regions
- **Water tightness tested** beyond standard rainfall conditions
- **CodeMark certified** for compliance and peace of mind


Because when it comes to your roof, performance isn't optional.

# Backed by Industry Leading Guarantees

VELUX products are built to last, and backed with comprehensive guarantees for long-term peace of mind.

- **10-year guarantee** on skylights, roof windows, glazing, frames and flashing
- **7-year guarantee** on sun tunnels
- **3-year guarantee** on blinds, operators and accessories.

Because when it comes to your roof, reliability matters.



## Here when you need us

VELUX provides local support across Australia – from product selection to installation guidance and after-sales care.

- Expert advice for homeowners and builders
- Access to trained installers
- Support from start to finish

For assistance, contact our team on 1300 859 856 or visit [velux.com.au](http://velux.com.au)

## Why Australian homeowners choose VELUX

- Designed for Australian conditions
- Proven performance and compliance
- Clean, modern architectural finish
- Optional ventilation and smart control
- Trusted by builders and installers



# Replace or Upgrade your old Dome Skylight

If your home still has an older acrylic dome skylight, upgrading to a modern VELUX flat glass skylight can dramatically improve comfort, performance and natural light.

Designed for Australian conditions, VELUX skylights deliver better insulation, clearer daylight and a cleaner architectural finish.

#### **More natural daylight**

Flat glass provides clearer, more even light, without the distortion and yellowing common in older domes.

#### **Better thermal comfort**

Advanced glazing reduces heat gain in summer and heat loss in winter, helping create a more comfortable home year-round.

#### **No more ageing or discolouration**

Unlike acrylic domes, VELUX glass won't yellow, craze or degrade over time.

#### **Sleeker, modern look**

A low-profile glass design sits neatly on your roof for a more contemporary finish inside and out.

#### **Optional ventilation & blinds**

Upgrade to opening skylights or add blinds to control airflow, light and heat.

## Easier than you think

In most cases, replacing an existing dome skylight can be completed in just a few hours. VELUX replacement solutions are designed to fit existing openings, meaning minimal disruption and no major structural changes

Speak with a VELUX Certified Installer or visit [velux.com.au](https://www.velux.com.au) to explore your options.

# Why Solar & Electric Skylights?

VELUX solar and electric skylights give you effortless control of daylight and fresh air, improving comfort, ventilation and everyday living.

Open and close your skylight via wall switch or smartphone, with no need for wiring on solar models, ideal for renovations and hard-to-reach spaces.

## Healthier, more comfortable living

Opening skylights release warm air as it rises, improving airflow and creating a brighter, healthier indoor environment year-round.

## Energy efficiency & comfort

Blinds help regulate heat and light:

- Reduce overheating in summer
- Improve warmth in cooler months

The result: a more comfortable home in every season.

## Always in control

- Operate via wall switch or smartphone for easy control of daylight, ventilation and comfort.
- Built-in rain sensors automatically close the skylight at the first sign of rain.

## Easy to install, ideal for retrofit

- Solar models require no wiring
- Faster installation with minimal disruption
- Compatible with many existing VELUX skylights



## VELUX solar and electric product range

### Pitched Roof Skylights

Solar and electric skylights for tiled and metal roofs, designed to deliver added convenience and ventilation in hard-to-reach areas.



Pitched Roof Skylights

### Flat Roof Skylights

Solar and electric flat roof skylights provide daylight and ventilation solutions for flat roof extensions and modern architectural designs.



Flat Roof Skylights

### Blinds

Solar blinds help manage light, privacy and heat - offering a convenient way to improve indoor comfort.



Blinds



# Pitched Roof Skylights

Architectural daylight, designed for Australian roofs.

VELUX pitched roof skylights are purpose-built for tiled and metal roofing systems, bringing balanced natural light and optional ventilation into living areas, kitchens, bathrooms and upper-level spaces.

Engineered for roof pitches from 15° to 90°, they are supported by dedicated flashing solutions that ensure secure integration and long-term weather protection, even in harsh sun, heavy rain and coastal conditions.

Slimmer internal profiles maximise glazing area, allowing more daylight to enter the room while maintaining thermal performance through advanced glazing technology.

Constructed with a robust timber core and precision detailing, VELUX skylights deliver structural integrity, refined aesthetics and dependable performance, helping create interiors that feel brighter, more open and more comfortable year-round.



FIXED SKYLIGHT (FS)	MANUAL SKYLIGHT (VS)	ELECTRIC SKYLIGHT (VSE)	SOLAR SKYLIGHT (VSS)
<b>NATURAL LIGHT:</b> Contributes toward NCC (building code) regulations requiring natural light			
✓	✓	✓	✓
<b>MADE FOR AUSTRALIA:</b> Tested to guarantee reliability and to meet all relevant Australian standards			
✓	✓	✓	✓
<b>DESIGN FLEXIBILITY:</b> Without vertical windows, walls can be utilised for storage, decoration, or appliances, and have added privacy			
✓	✓	✓	✓
<b>VENTILATION:</b> Contributes toward NCC (building code) regulations requiring ventilation			
	✓	✓	✓
<b>REDUCED A/C:</b> Reduce the need to install A/C units by building homes that naturally ventilate rising heat			
	✓	✓	✓
<b>REDUCE MOISTURE:</b> Ventilate in kitchens to remove steam, or bathrooms for ventilation with privacy			
	✓	✓	✓
<b>REMOTE OPERATED:</b> Skylight is operated by RF wall-mounted keypad with a range of approx. 10m Multiple skylights can be operated from one keypad			
		✓	✓
<b>RAIN SENSOR:</b> Skylight automatically closes when rain is detected for peace of mind (included)			
		✓	✓
<b>USES STANDARD GPO:</b> No hard wiring, plugs into standard GPO located in roof cavity (2m cable provided)			
		✓	
<b>SOLAR POWERED:</b> Solar panel charges a concealed battery, allowing operation day or night and doesn't require an electrician to install			
			✓
<b>BATTERY POWER BANK:</b> Concealed battery pack charges during the day, providing up to 100 uses when fully charged			
			✓
<b>NO ELECTRICIAN REQUIRED:</b> Low voltage cables can be safely handled by anyone (does not come with power plug)			
			✓
Blinds can be operated with Wall Mounted Keypad KLI 310 or KLI 312 (included).			

BLINDS - details on page 23 & 24	FS	VS, VSE, VSS
Solar Honeycomb (Room Darkening)	FSCD	FSCH
Solar Translucent (Light Filtering)	FSLD	FSLH

### Flashing Information (refer to page 27)

#### Guarantee Information

10 Years - Skylight, glazing, frame, manual operators, flashing and coverings  
 3 Years - Blinds, electric & solar components

#### Package inclusions

**VS** -Insect screen, operator (manual) and operating eyelet  
 (Winder handle & control rod sold separately)  
**VSE** -Insect screen, operator (electric), wall mounted keypad and rain sensor  
**VSS** -Insect screen, operator (solar) with battery pack, rain sensor & solar panel

All VELUX skylights must be installed in the orientation indicated (W x H). Installation in any other orientation may increase the risk of leakage. Exception: FCM models.





BUILDING CODE REGULATIONS & TECHNICAL PERFORMANCE	FIXED SKYLIGHT (FS)	MANUAL SKYLIGHT (VS)	ELECTRIC SKYLIGHT (VSE)	SOLAR SKYLIGHT (VSS)
<b>U VALUE</b>	Skylight: 2.6 Glass: 1.93	Skylight: 2.5 Glass: 1.93	Skylight: 2.5 Glass: 1.93	Skylight: 2.5 Glass: 1.93
<b>SHGC</b> (Solar Heat Gain Co-efficient)	Skylight: 0.24 Glass: 0.28	Skylight: 0.21 Glass: 0.28	Skylight: 0.21 Glass: 0.28	Skylight: 0.21 Glass: 0.28
<b>UV PROTECTION</b> 99% Reduction of harmful UV spectrum (UVA & UVB)	✓	✓	✓	✓
<b>BUSHFIRE (AS3959)</b> BAL 40 *Custom-made flashing required. Skylight tested in closed position, metal flywire mesh protection required for opening apertures (consult local council). Roof pitch; 18°-75°	✓	✓	✓	✓
<b>HAIL TEST</b> VELUX Simulated Tests ASTM E822-2009 *Hailstone test not performed on solar panel. Solar panel not attached during test.	✓	✓	✓	✓
<b>Window Energy Rating Scheme (WERS)</b> Maximum 5-star summer rating	✓	✓	✓	✓
<b>SKYLIGHT STANDARD (AS4285)</b>	✓	✓	✓	✓
<b>OVERHEAD GLAZING (AS1288)</b> Laminated glass (standard) must be used for skylights installed 3m or more above floor level.	✓	✓	✓	✓
<b>WIND LOADS - NON-CYCLONIC REGIONS (AS4055)</b>	✓	✓	✓	✓
<b>BOUNDARY SEPARATION</b> Class 1 and Class 10 buildings: Within 900mm of a boundary wall Class 2 to Class 9 buildings: 3 metres from a boundary wall *CSIRO assessment report available on request. VELUX recommends consultation with relevant authority for possible Performance Solution before work commences. Skylight assessed in closed position.	✓	✓	✓	✓



**HAIL TESTED**



**BUSHFIRE BAL40**



**WIND LOADS**



## ACCESSORIES (Sold Separately)

### Manual Controls (VS only)

In-reach - Winder handle:	ZZZ 201
Just out of reach - Short control rod (60cm):	ZOZ 032
Out of reach - Extension rod (up to 285cm):	ZCT 300

(See page 21 for more information)

### Electric Controls (VSE/VSS only)

Wall Mounted Keypad KLI 310

### VELUX ACTIVE KIX 300

Indoor climate control system

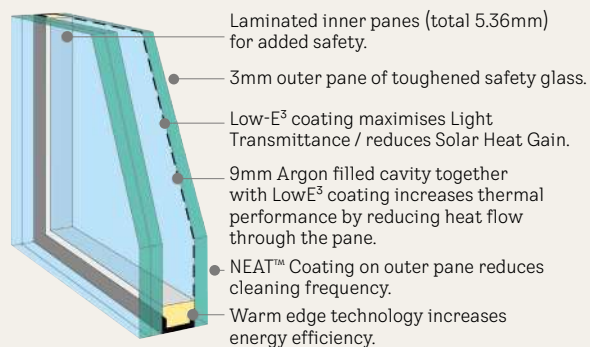
### Interface Unit: KLF 200

Building management system interface

Read more about our electric control solutions on page 27.

## GLAZING

High Performance Double Glazing





0°-60°  
INSTALLATION PITCH

# Flat Roof Skylights

Modern daylight for contemporary Australian design.

VELUX flat roof skylights are purpose-designed to bring natural light and optional ventilation into flat roof extensions, bathrooms, hallways and architectural spaces.

Engineered for roof pitches from 0° to 60°, they combine clean external lines with high-performance double glazing, delivering excellent thermal performance, durability and weather resistance in Australian conditions.

The curb-mounted design makes them an ideal replacement for ageing acrylic domes and older skylights, fitting onto existing bases in many upgrade applications while significantly improving clarity, insulation and comfort.

Available in a range of sizes, VELUX flat roof skylights provide a refined glass finish that enhances both exterior appearance and interior daylight quality.



FIXED SKYLIGHT (FCM)	MANUAL SKYLIGHT (VCM)	SOLAR SKYLIGHT (VCS)
<b>NATURAL LIGHT:</b> Contributes toward NCC (building code) regulations requiring natural light		
✓	✓	✓
<b>DESIGN FLEXIBILITY:</b> Without vertical windows, walls can be utilised for storage, decoration, or appliances, and have added privacy		
✓	✓	✓
<b>SKYLIGHT REPLACEMENT:</b> Perfect double glazed product to replace old plastic dome skylights		
✓	✓	✓
<b>VENTILATION:</b> Contributes toward NCC (building code) regulations requiring ventilation		
	✓	✓
<b>REDUCED A/C:</b> Reduce the need to install A/C units by building homes that naturally ventilate rising heat		
	✓	✓
<b>REDUCE MOISTURE:</b> Ventilate in kitchens to remove steam, or bathrooms for ventilation with privacy		
	✓	✓
<b>REMOTE OPERATED:</b> Skylight is operated by RF wall-mounted keypad with a range of approx. 10m.		
		✓
<b>RAIN SENSOR:</b> Skylight automatically closes when rain is detected for peace of mind (included)		
		✓
<b>BATTERY POWER BANK:</b> Concealed battery pack charges during the day, providing up to 100 uses when fully charged		
		✓
<b>SOLAR POWERED:</b> Solar panel charges a concealed battery, allowing operation day or night and doesn't require an electrician to install		
		✓
<b>NO ELECTRICIAN REQUIRED:</b> Low voltage cables can be safely handled by anyone		
		✓

BLINDS - details on page 23 & 24	FCM	VCM, VCS
Solar Honeycomb (Room Darkening)	FSCC*	FSCC

Blinds can be operated with Wall Mounted Keypad KLI 310 or KLI 312 (included).

\*Requires ZZZ 199 tray

## Flashing Information (refer to page 27)

### Guarantee Information

10 Years - Skylight, glazing, frame, manual operators, flashing and coverings  
 3 Years - Blinds, electric & solar components

### Package inclusions

**VCM** -Insect screen, operator (manual) and operating eyelet  
 (manual controls purchased separately)

**VCS** -Insect screen, operator (solar), battery pack, wall mounted keypad,  
 rain sensor and solar panel

All VELUX skylights must be installed in the orientation indicated (W × H). Installation in any other orientation may increase the risk of leakage. Exception: FCM models.





BUILDING CODE REGULATIONS & TECHNICAL PERFORMANCE	FCM	VCM	VCS
<b>U VALUE</b>	Skylight: 2.9 Glass: 1.93	Skylight: 2.9 Glass: 1.93	Skylight: 2.9 Glass: 1.93
<b>SHGC</b> (Solar Heat Gain Co-efficient)	Skylight: 0.28 Glass: 0.28	Skylight: 0.24 Glass: 0.28	Skylight: 0.24 Glass: 0.28
<b>UV PROTECTION</b> 99% Reduction of harmful UV spectrum (UVA & UVB)	✓	✓	✓
<b>BUSHFIRE (AS3959)</b> BAL 40 *Custom-made flashing required. Skylight tested in closed position, metal flywire mesh protection required for opening apertures (consult local council). Roof pitch; 0°-60°	✓	✓	✓
<b>HAIL TEST</b> VELUX Simulated Tests ASTM E822-2009 *Hailstone test not performed on solar panel. Solar panel not attached during test.	✓	✓	✓
<b>Window Energy Rating Scheme (WERS)</b> Maximum 5-star summer rating	✓	✓	✓
<b>SKYLIGHT STANDARD (AS4285)</b> *Cyclone test not performed with screws provided, installation requires #8 roofing screws.	✓	✓	✓
<b>OVERHEAD GLAZING (AS1288)</b>	✓	✓	✓
<b>WIND LOADS - NON-CYCLONIC REGIONS (AS4055)</b>	✓	✓	✓
<b>NT DTCM PRESSURE RATINGS</b> *Skylight must be installed in accordance with the engineering drawings, contact VELUX for more information.	✓	✓	✓
<b>BOUNDARY SEPARATION</b> Class 1 and Class 10 buildings: Within 900mm of a boundary wall Class 2 to Class 9 buildings: 3 metres from a boundary wall *CSIRO and Ignis Labs assessment reports available on request (+FCM only). Consult the relevant authority regarding a potential Performance Solution prior to works. Skylight assessed in the closed position.	✓	✓	✓



**HAIL TESTED**



**BUSHFIRE BAL40**



**WIND LOADS**



## ACCESSORIES (Sold Separately)

### Manual Controls (VCM only)

In-reach - Winder handle:	ZZZ 212
Just out of reach - Short control rod (60cm):	ZOZ 032
Out of reach - Extension rod (up to 285cm):	ZCT 300

(See page 21 for more information)

### Electric Controls (VCS only)

Wall Mounted Keypad KLI 310

**VELUX ACTIVE** **KIX 300**

Indoor climate control system

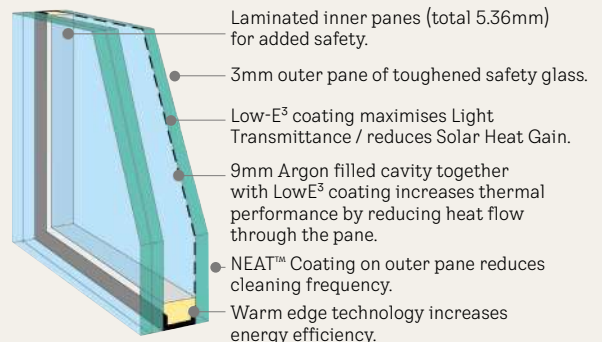
**Interface Unit:** **KLF 200**

Building management system interface

**Read more about our electric control solutions on page 26.**

## GLAZING

High Performance Double Glazing  
Standard across entire skylight range



FCM/VCM/VCS 4646 & FCM 4646  
outer pane is 3.9mm.



# Roof Windows

Designed for in-reach installation, VELUX roof windows are ideal for upper-level rooms, loft-style conversions and spaces with raked ceilings.

Unlike standard skylights, roof windows are installed within reach, allowing you to open them easily for natural ventilation while enjoying expansive sky views and increased daylight.

They are particularly suited to:

- Converted roof spaces
- Upper-level bedrooms
- Home offices
- Parents' retreats
- Studio or creative spaces

The pivoting sash design allows for simple operation and easy cleaning from inside the home, while advanced glazing supports thermal performance in Australian conditions.

By combining generous daylight, fresh air and outward views, VELUX roof windows help transform previously underutilised roof spaces into bright, functional living areas.



	GGL	GPL
<b>NATURAL LIGHT:</b> Contributes toward NCC (building code) regulations requiring natural light	✓	✓
<b>CLEAN FROM INSIDE:</b> Sash can be rotated 180° and locked in place for cleaning the outer pane from inside	✓	✓
<b>VENTILATION:</b> Contributes toward NCC (building code) regulations requiring ventilation	✓	✓
<b>DUAL OPENING:</b> The GPL can be opened both in center pivot motion and in top hung awning style		✓
<b>USABLE ATTIC SPACE:</b> Being top hung, the sash opens outwards, providing more functional attic space		✓
<b>OPTIONAL INSECT SCREEN:</b> Insect screens are available, keeping out flies and mosquitoes	✓	✓

BUILDING CODE REGULATIONS/TECHNICAL PERFORMANCE	GGL	GPL
<b>CODEMARK</b>	✓	✓
<b>U VALUE</b>		Roof Window: 1.3 Glass: 1.0
<b>SHGC (SOLAR HEAT GAIN CO-EFFICIENT)</b>		Roof Window: 0.30 Glass: 0.30 GGU: 0.40
<b>UV PROTECTION</b> 99% Reduction of harmful UV spectrum (UVA & UVB)	✓	✓
<b>SKYLIGHT STANDARD (AS4285)</b> *Except cyclonic wind pressure (GPL only)	✓	✓
<b>OVERHEAD GLAZING (AS1288)</b>	✓	✓
<b>WIND LOADS - NON-CYCLONIC REGIONS (AS4055)</b>	✓	✓
<b>BOUNDARY SEPARATION</b> Class 1 and Class 10 buildings: Within 900mm of a boundary wall Class 2 to Class 9 buildings: 3 metres from a boundary wall *CSIRO assessment report available on request. VELUX recommends consultation with relevant authority for possible Performance Solution before work commences. Skylight assessed in closed position.	✓	✓

#### OPENING RESTRICTORS

NCC Vol 1 & 2 regulations (Prevention of Falls from Windows – Balustrades & Barriers):  
Contact VELUX for information relating to restrictor devices for within-reach opening roof windows



HAIL TESTED



WIND LOADS



BLINDS - details on page 23 & 24	GGL	GPL
Manual Honeycomb (Room Darkening)	FHC	FHC
Insect Screen *ZIL Insect Screen is fitted to ceiling to cover plaster reveal. Suitable for within-reach applications only. NB: side channel length to be cut to size.	ZIL	ZIL

U VALUE & SHGC according to EN 14351-1:2006 & EN 10077-1/2

#### Flashing Information (refer to page 27)

#### Guarantee Information

10 Years - Skylight, glazing, frame, flashing and coverings  
3 Years - Blinds



# Sun Tunnels

Brilliant daylight for smaller or enclosed spaces.

When a traditional skylight isn't practical, VELUX Sun Tunnels provide an effective way to introduce natural light into areas that would otherwise rely on artificial lighting.

Ideal for:

- Walk-in robes
- Hallways
- Powder rooms
- Laundries
- Pantries

Designed for compact roof spaces or areas with structural limitations, Sun Tunnels channel daylight from the roof into the room below using a highly reflective tube, delivering surprisingly bright, even light throughout the day.

With minimal structural changes required, they offer a cost-effective and low-disruption solution for brightening dark interiors in both new builds and renovation projects.

Simple in form. Powerful in performance.



PRODUCT	TWF	TWR	TCR
Suitable for roof material	Tiled and Corrugated Metal Roofs	Tiled and Corrugated Metal Roofs	Metal Roof
Suitable for roof pitches	15-60°	15-60°	0-60°
Tunnel diameter - 350mm	✓	✓	✓
Highly reflective shaft provides up to 3x as much light compared to TWF		✓	✓
Flexible tunnel allows installation even when obstructions in the roof cavity exist	✓		
Extend Rigid Tunnels up to 6m with ZTR OK14 tunnel extensions		✓	✓



## CEILING DIFFUSER

### EASY TO CLEAN

Threaded diffuser screws on and off allowing for easy removal for cleaning.

### EDGE GLOW

A clear ring along the diffuser's circumference extends the reach of the light.

BUILDING CODE REGULATIONS/TECHNICAL PERFORMANCE	TWF	TWR	TCR
CODEMARK	Yes	Yes	Yes
U VALUE	2.4	2.4	N/A
SHGC	0.5	0.61	N/A
BUSHFIRE (AS3959)	N/A	BAL 29 Roof pitch; 18°-60°	N/A
WIND LOADS - NON-CYCLONIC REGIONS (AS4055)	Yes	Yes	Yes
SKYLIGHT STANDARD (AS4285)	Yes *Except Cyclonic Wind Pressure	Yes *Except Cyclonic Wind Pressure	Yes



HAIL  
TESTED



BUSHFIRE  
BAL29

\*TWR only



WIND  
LOADS



### Flashing Information (refer to page 29)

TCR requires custom flashing.

### Guarantee Information

7 Years

### Package inclusions

**TWF** -Integrated flashing, 2000mm flexible tunnel and ceiling diffuser

**TWR** -Integrated flashing, 1700mm rigid tunnel including 2x 45° 'elbows' and ceiling diffuser

**TCR** -1150mm rigid tunnel including 2x 45° 'elbows' and ceiling diffuser



# Blinds

Complete your daylight solution.

VELUX blinds are purpose-designed to fit VELUX skylights and roof windows precisely, ensuring smooth operation, a clean internal finish and optimal performance.

In Australia, managing heat and glare is just as important as bringing light in. Our blind range helps you control both.

Whether you want to gently soften daylight or achieve near blackout for restful sleep, there's a solution to suit your space.

## Manual & Solar Honeycomb - Room Darkening | Maximum Comfort

For superior insulation and light control.

Honeycomb blinds feature a double-layered fabric structure that creates an insulating barrier, helping keep interiors cooler in summer and warmer in winter.

- Up to 98% light reduction
- Up to 70% heat reduction
- Ideal for bedrooms, nurseries and media rooms
- Clean, modern design that retracts neatly when not in use

Best for: Bedrooms, home offices, media rooms



## Solar Translucent - Soft Light | Glare Control

For filtered daylight and everyday comfort.

Translucent blinds gently diffuse natural light while reducing glare, maintaining a bright, open feel without harsh sun exposure.

- Up to 40% light reduction
- Up to 30% heat reduction
- Adjustable to any position
- Textured fabric adds warmth and softness to interiors

Best for: Living areas, kitchens, bathrooms



BLINDS	Light Reduction	Heat Reduction
Manual & Solar Honeycomb (Room Darkening)	98%	70%
Solar Translucent (Light Filtering)	40%	27%

BLIND OPTIONS (in stock)	FS	VS, VSE, VSS	FCM	VCM, VCS	GGL, GPL
Manual Honeycomb (Room Darkening) 1045					FHC
Solar Honeycomb (Room Darkening) 1045	FSCD	FSCH	FSCC*	FSCC	
Solar Translucent (Light Filtering) 1016	FSLD	FSLH			

Solar blinds can be operated with Wall Mounted Keypad KLI 310 or KLI 312 (included).

\*Requires ZZZ 199 tray to install blind.

## Special Order Skylight and Roof Window Blind Options

Additional colours available upon request. Our special order blinds are shipped from Europe. Contact VELUX for more information.

### Manual & Solar Honeycomb (Room Darkening)

 <b>1155</b> Beige	 <b>1163</b> Grey	 <b>1164</b> Grey Melange	 <b>1171</b> Dark Sand	 <b>1172</b> Light Grey
 <b>1047</b> Charcoal	 <b>1049</b> Golden Beige	 <b>1156</b> Blue	 <b>1165</b> Light Brown	 <b>1173</b> Petrol
 <b>1168</b> Dusty Green	 <b>1169</b> Light Blue	 <b>1170</b> Dark Taupe	 <b>1166</b> Ivory	 <b>1167</b> Orange

### Solar Translucent (Light Filtering)

 <b>1256</b> Classic White	 <b>1259</b> Classic Sand	 <b>1275</b> Natural	 <b>1282</b> Dark Grey	 <b>1286</b> Jeans Blue
 <b>1274</b> Charcoal	 <b>1276</b> Dusty Brown	 <b>1277</b> Dusty Sand	 <b>1278</b> Beige	 <b>1280</b> Forest Green
 <b>1281</b> Mint Green	 <b>1283</b> Light Beige	 <b>1284</b> Grey	 <b>1285</b> Soft Blue	 <b>1279</b> Red Wine

# Accessories

## MANUAL ACCESSORIES

### Winder Handles

VS: ZZZ 201B



VCM: ZZZ 212



### Extension Rod

Telescopic Rod: ZCT 300

Adjustable telescopic rod that can be extended between 145-285cm to operate VS/VCM skylights



Short Control Rod: ZOZ 032

60cm rod that attaches to the operating hook for use just out of reach.

## ELECTRONIC ACCESSORIES

### Interface Unit: KLF 200

Interface unit for building management systems and 3rd party switches. KLF 200 can be set up to perform 5 independent groups of products.



### VELUX Touch: KLR 300

All-in-one remote designed to control VELUX products such as skylights and blinds. Can be fitted to the wall with magnetic holder. Battery powered (AAA).




### KLI Keypad

Radio frequency wall mounted keypad used to operate VELUX (AAA). Standard remote supplied with solar and electric products.



## VELUX ACTIVE

With VELUX ACTIVE, sensors continuously monitor the temperature, humidity and CO2 levels in your home and open or close your VELUX electric and solar powered products to create a healthier indoor climate. VELUX ACTIVE kit includes 1x Gateway, 1x Climate Sensor, 1x Departure Switch.



### Internet Gateway

The Gateway enables control of your VELUX products on your smart phone and connects your VELUX products, indoor climate sensor and departure switch. Takes inputs from local weather data, your smart phone, and sensors to control your VELUX products. Operates on 2.4Ghz, select the 2.4Ghz channel in dual mode on your modem.

### Climate Sensor

The indoor climate sensor continuously measures temperature, humidity and air quality (CO2 levels) in the room.

One climate sensor is recommended per room with VELUX products; additional sensors can be purchased: KLA 300.

### Departure Switch

Tap the departure switch as you leave home if you want to turn the VELUX ACTIVE system off while you're out.

# Light Shafts


## Why Getting it Right Matters

The internal lightshaft is one of the most crucial elements for your skylight installer to get right. It plays a major role in how the skylight will look and function. A well-designed lightshaft not only enhances the look of your skylight but also maximises the natural light from your skylight. When done correctly, it can transform a space, making it feel brighter, more open, and visually stunning.



### Splaying the Shaft

The angle and size of the lightshaft are key factors in determining how light enters the room. Splaying the shaft, angling the sides outward, creates a larger footprint on the ceiling. By creating a wider opening with the lightshaft you have a better view to the sky and maximise the amount of natural light entering the room.



### Refining the Finish

In cathedral ceilings, where exposed trusses are present, or bulkheads between multiple skylights, wrapping the timber with gyprock can enhance architectural elements rather than detract from them. A detailed and well-finished bulkhead or truss wrap ensures the skylight feels like an intentional design feature rather than an afterthought.



### Think Outside the Square

A lightshaft doesn't have to mirror the shape of the skylight itself. The internal shaft can be finished in a variety of creative shapes—circles, ovals, or even star-shaped designs. This flexibility allows homeowners and designers to turn the lightshaft into a unique architectural feature, showcasing the skylight in the best light.



# Flashing

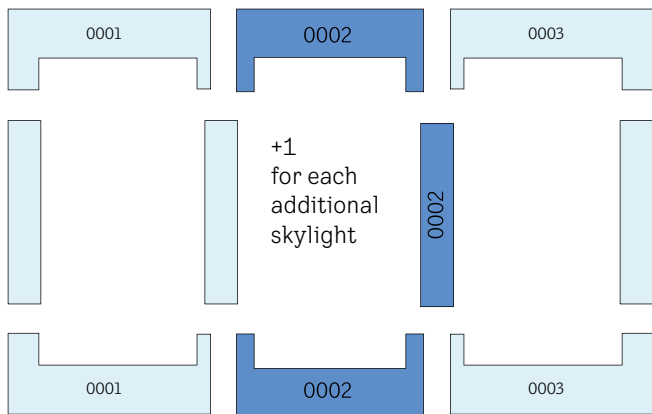
## VELUX Flashing EDW

VELUX offers a range of flashing kits designed to integrate your skylights perfectly into your roofing material, ensuring the skylight is weathertight in Australia's varying weather conditions.

EDW Flashing is designed to direct water through the aluminium side channels and over the apron, which is designed to be moulded to the shape of your tiles for a secure fit.

EDW Flashing is compatible with metal roofs that feature a profile height of less than 30mm, such as corrugated iron. Alternatively, custom flashing is a common option for metal roofing. For slate roofs, VELUX provides a range of EDL flashing solutions tailored to meet your needs.

## Side by Side



VELUX skylights can be coupled together using 'combi' flashing in a variety of configurations to add truly inspiring features to any room of the house.

When installing skylights with 'combi' flashing, skylights must be installed with a strict 100mm space between each skylight.

Contact VELUX when installing VSS above/below combination due to positioning of solar panel.

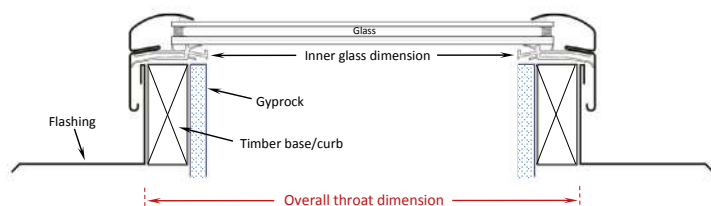
## Custom Flashing - All Other Solutions

Required for flat roof skylight installations. Also useful in situations where VELUX flashing isn't suitable - such as in bushfire-prone areas, when installing outside the recommended roof pitch range (using a pitch adaptor), or when colourmatching to the roof is preferred.

*Not supplied by VELUX, contact VELUX for more information on custom flashing.*



### Preparation guide for custom-made flashing.



*Note: Timber on custom-made base ideally should not exceed 38mm - otherwise plasterboard / lining when installed may encroach upon glass area.*

*Note: EDW flashing is not suitable for wide-span metal profiles such as Trimdek or Klip-Lok.*

*\*Skylight must be installed on a timber base with plasterboard as shown (typical installation) to achieve 2.9 U-value rating.*

# Size Guide

Skylights & roof windows can only be installed per orientation shown (excluding FCM models).

## Pitched Roof Skylights



Window Size Code Sizes (wxh) cm	C01 55x70	C04 55x98	C06 55x11.8	C08 55x140	C12 55x180	M02 78x78	M04 78x98	M06 78x118	M08 78x140	S01 114x70	S06 114x118
Fixed (FS)	•	•	•	•	•	•	•	•	•	•	•
Manual (VS)	•	•	•	•		•	•	•	•	•	•
Electric (VSE)	•	•	•	•			•	•	•	•	•
Solar (VSS)	•	•	•	•		•	•	•	•	•	•

## Blinds

	C01	C04	C06	C08	C12	M02	M04	M06	M08	S01	S06
FSCD Solar Honeycomb (Room Darkening) FS	•	•	•	•	•	•	•	•	•	•	•
FSLD Solar Translucent (Light Filtering) FS	•	•	•	•		•	•	•	•	•	•
FSCH Solar Honeycomb (Room Darkening) VS/VSE/VSS	•	•	•	•		•	•	•	•	•	•
FSLH Solar Translucent (Light Filtering) VS/VSE/VSS	•	•	•	•		•	•	•	•	•	•

## Flashing

	C01	C04	C06	C08	C12	M02	M04	M06	M08	S01	S06
EDW (Tile/Corrugated Iron Roof)*	•	•	•	•	•	•	•	•	•	•	•

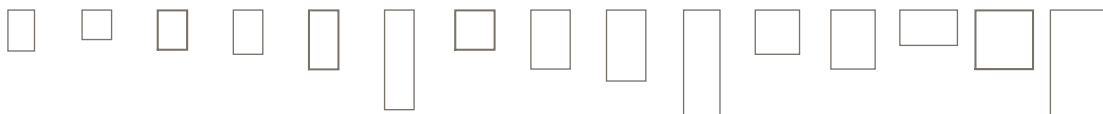
\*EDW flashing not suitable for wide span metal profiles such as Trimdek or Klip-lok

Refer to your VELUX distributor for shipping times.

## Flat Roof Skylights



Window Size Code Sizes (wxh) cm	1430 46 x87	2222 66.5x66.5	2230 66.5x87	2234 66.5x97	2246 66.5 x127.5	2270 66.5x188.5	3030 87x87	3046 87x127.5	3055 87x150.5	3072 87x193.5	3434 97x97	3446 97x127.5	4622 127.5x66.5	4646 127.5x127.5	4672 127.5x193.5
------------------------------------	----------------	-------------------	-----------------	-----------------	---------------------	--------------------	---------------	------------------	------------------	------------------	---------------	------------------	--------------------	---------------------	---------------------



Fixed (FCM)	•	•	•	•	•	•	•	•	•	•	•	•	•	•	•
Manual (VCM)		•		•	•		•	•			•			•	
Solar (VCS)		•		•	•		•	•			•		•	•	

FCM 2270/3072/4672 not recommended for landscape orientation.

## Blinds

	1430	2222	2230	2234	2246	2270	3030	3046	3055	3072	3434	3446	4622	4646	4672
FSCC Solar Honeycomb (Room Darkening)		•	•	•	•	•	•	•	•	•	•	•	•	•	•

## FCM Blind Trays\*

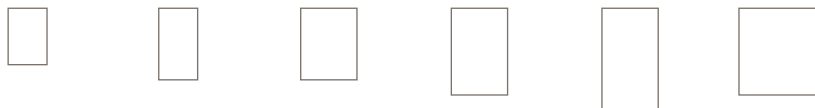
	1430	2222	2230	2234	2246	2270	3030	3046	3055	3072	3434	3446	4622	4646	4672
ZZZ 199		•	•	•	•	•	•	•	•	•	•	•	•	•	•

\*ZZZ 199 blind tray required to install FSCC blind to FCM skylight.

## Roof Windows



Window Size Code Sizes (wxh) cm	CK02 55x78	CK04 55x98	MK04 78x98	MK06 78x118	MK08 78x140	SKO6 114x118
------------------------------------	---------------	---------------	---------------	----------------	----------------	-----------------



GGL (Centre Pivot Roof Window)	•	•	•		•	•
GPL (Dual Action Roof Window)		•	•	•	•	•

\*GPL suitable for 15°-55° installation pitch.

## Blinds

	CK02	CK04	MK04	MK06	MK08	SKO6
FHC Manual Honeycomb Blackout (Room Darkening)	•	•	•	•	•	•
ZIL (Insect Screen)	•	•	•	•	•	•

## Flashing

	CK02	CK04	MK04	MK06	MK08	SK06
EDW (Tile/Corrugated Iron Roof)*	•	•	•	•	•	•

\*EDW flashing not suitable for wide span metal profiles such as Trimdek or Klip-lok

## Sun Tunnels

TWR 0K14	350 x 1700mm rigid tunnel, pitched roof, profiled metal or tile
TWF 0K14	350 x 2000mm flexible tunnel, pitched roof, profiled metal or tile
TCR 014	350 x 1150mm rigid tunnel, flat roofs – custom flashing required
ZTR 0K14	1240mm rigid extension

## Accessories

ZZZ 201	Winder handle (white to operate VS opening skylights within reach).
ZZZ 212	Winder handle (white to operate VCM low pitch opening skylights within reach).
ZZZ 203	Eyelet with Universal Joint.
ZOZ 032	Short rod control (60 cm) to operate within reach.
ZCT 300	Extendable rod control to operate manual opening skylights, 145cm - 285cm length.
KIX 300	VELUX ACTIVE starter kit - includes 1 x internet gateway, 1 x climate sensor, 1 x departure switch (2.4GHz).
KLA 300	VELUX ACTIVE Indoor climate sensor. Additional climate sensors required to extend your VELUX ACTIVE system to additional rooms.
KLF 200	Interface Unit. Connect to third party building management systems, sensors and switches.
KLR 300	Touchscreen remote to operate multiple products.
KLI 310	Radio frequency wall mounted keypad used to operate VELUX products.

# Pricing Information

To ensure the most accurate pricing, recommended retail prices are maintained online rather than printed in this catalogue. This allows VELUX to keep pricing current throughout the year. Scan the QR code to access the latest price list.

Refer to your VELUX distributor for shipping times.

See our  
latest RRP







# VELUX®

VELUX Australia Pty Ltd  
78 Henderson Road, Alexandria NSW 2015

1300 859 856

[customer.service@velux.com.au](mailto:customer.service@velux.com.au)

 [@veluxaustralia](https://www.instagram.com/veluxaustralia)



[velux.com.au](https://www.velux.com.au)

The utmost care has been taken to provide accurate information. However, VELUX shall not be held responsible for any consequences arising from any errors or omissions in the catalogue nor for any damage or accidental loss resulting from the use of the information herein. VELUX reserves the right to modify, through development improvements, the products displayed in this brochure without notification. ©2025 VELUX GROUP, VELUX®, VELUX logo, Made for Australia logo are registered trademarks. V-AUS 0325