

GLOSSWOOD[®]



DESIGNER LINING DOUBLE PROFILE IN SPOTTED GUM MATTE

LINING BOARDS & DESIGNER LINING

Prefinished Natural Timber Lining Boards for Walls and Ceilings

- + **NATURAL TIMBER:** Boards are made from Paulownia, a sustainable, lightweight hardwood.
- + **PREFINISHED:** Choose from a wide range of matte and satin colours, no sanding or painting.
- + **EASY TO INSTALL:** Tongue-and-groove profile allows for quick and easy installation.

LINING BOARDS AND DESIGNER LINING

The 90mm and 130mm Timber Lining Boards are a V-joint tongue-and-groove board that is coated on four sides.

Designer Lining boards give a seamless “batten” look, it is a deep-cut laminated profile that is available in a Single or Double profile.

The laminated lining boards are suitable for wall and ceiling applications. They can be used in residential and commercial spaces internally or protected, undercover externally.



90MM LINING BOARDS IN DISTRESSED WHITE SATIN

PROFILES

LINING BOARDS



90mm wide x 9mm thick x3600mm length
(86mm cover)



130mm wide x 10mm thick x3600mm length
(125mm cover)

DESIGNER LINING BOARDS



Single Profile
91mm wide x 26mm thick x3600mm length
(81mm cover)




Double Profile
91mm wide x 26mm thick x3600mm length
(81mm cover)

COLOURS

SATIN



WHITE



LINING BOARDS ONLY
DISTRESSED WHITE



LIMEWASH



DRIFTWOOD



CLEAR ASH




SPOTTED GUM



BLACKBUTT



TASMANIAN OAK



CEDAR




WHITE OAK



SPOTTED GUM



TEAK



POSSUM



CEDAR



CHARCOAL



RAW