

GLOSSWOOD[®]



CONCAVE PROFILE IN CHARCOAL MATTE

FORM SERIES

Prefinished Natural Timber Lining Boards for Walls and Ceilings


- + **NATURAL TIMBER:** Boards are made from Paulownia, a sustainable, lightweight hardwood.
- + **PREFINISHED:** Choose from a range of matte colours.
- + **EASY TO INSTALL:** Tongue-and-groove profile allows for quick and easy installation.

FORM SERIES: ROUND AND CONCAVE

Achieve an architectural look with the beautiful contoured shape of the Round and Concave Profile.

The Form Series has a v-joint tongue-and-groove profile for quick installation.

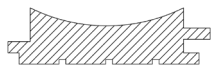
The boards are suitable for wall and ceiling applications. They can be used in residential and commercial spaces internally or protected, undercover externally.



ROUND PROFILE IN SPOTTED GUM MATTE

PROFILES

CONCAVE PROFILE



91mm wide x 25mm thick x 2400mm length
(81mm cover)

ROUND PROFILE



135mm wide x 19mm thick x 2400mm length
(130mm cover)

COLOURS


MATTE




WHITE OAK



SPOTTED GUM




TEAK



POSSUM



CEDAR



CHARCOAL



RAW