



iléktro electric fireplaces

ilektro

electric fireplaces

The ilektro range of electric fires, demonstrates the perfect balance between thoughtful design and state-of-the-art technology.

Their realistic log set pairs well with the modern flame effect created within the fire chamber.

The ilektro range offers a host of options to enable you to turn your electric fireplace into the statement piece of your home.

With over 25 possible flame, top light and fuel bed light combinations you can choose to display a realistic looking fire with crackle sound effect for cosy nights in, or explore the other colour options effective mood lighting for any occasion.

With single-sided, double-sided and triple-sided options available for every model, the ilektro range allows you the flexibility to express your style, your way.



HIGH DEFINITION

Contoured realistic flame technology with a custom designed hand crafted log bed.



OPTIMAL CONTROL

Your flame is able to be controlled and customised by you along with the log fuel bed, You can also control the colour and brightness of the downlight as preferred by you.



SOUND EFFECT

With audio volume control, you can set the crackling of your fire to create your authentic fireplace.



REMOTE HANDSET

With your infrared remote, control your fire settings from the comfort of your sofa.



APP CONTROL

Convenient App control available and compatible for most smart phones and tablets.



THERMOSTAT

Ultra quiet fan heater with a seven day programmer thermostatically controlled. (1-2kW)



OPTIONAL EXTRAS

Anti reflective glass and scene lighting LED kit available upon request.



WARRANTY

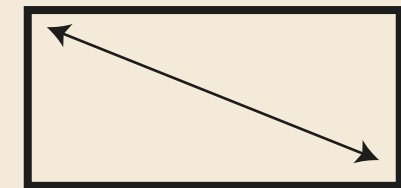
2 year warranty for added assurance.

SUGGESTED TV SIZE COMBINATIONS



For the impressive media wall look making sure you match your electric fire to your TV can be very important. It's your personal preference whether the TV or fire should be wider, but to help guide you on what sizes work best with the ilektro fires see our handy size guide below.

<u>Product</u>	<u>TV size</u>
ilektro nine fifty aspect	32" - 43"
ilektro twelve fifty landscape	43" - 55"
ilektro sixteen fifty landscape	55" - 70"
ilektro two thousand landscape	70" - 85"



To measure your existing TV size, measure from the top left corner to the bottom right corner diagonally. If creating an alcove for the TV to sit in within a media wall it is also worth measuring the height and width to line up the TV perfectly with your chosen fire.

Controlling your electric fire

All ilekto electric fireplaces can be controlled by either a remote or using the smart phone ilekto application.



REMOTE HANDSET

With your infrared remote, control your fire settings from the comfort of your sofa.



APP CONTROL

Convenient App control available and compatible for most smart phones and tablets.

1. POWER ON / OFF
2. FLAME BRIGHTNESS
3. FLAME COLOUR
4. TOP LIGHT BRIGHTNESS
5. TOP LIGHT COLOUR
6. FUEL BED BRIGHTNESS
7. FUEL BED COLOUR
8. CRACKLE SOUND VOLUME
9. FLAME SPEED
10. HEATING OPTIONS
11. SLEEP TIMER
12. TEMPERATURE SETTINGS



SWITCH

Turn your fire on and off

LIGHTS

Choose your flame, fuel bed, top light and optional back light colour brightness and intensity, as well as the flame speed.

HEAT

Choose from two fan speed settings or choose your enjoy the flames without any heat output.

SOUND

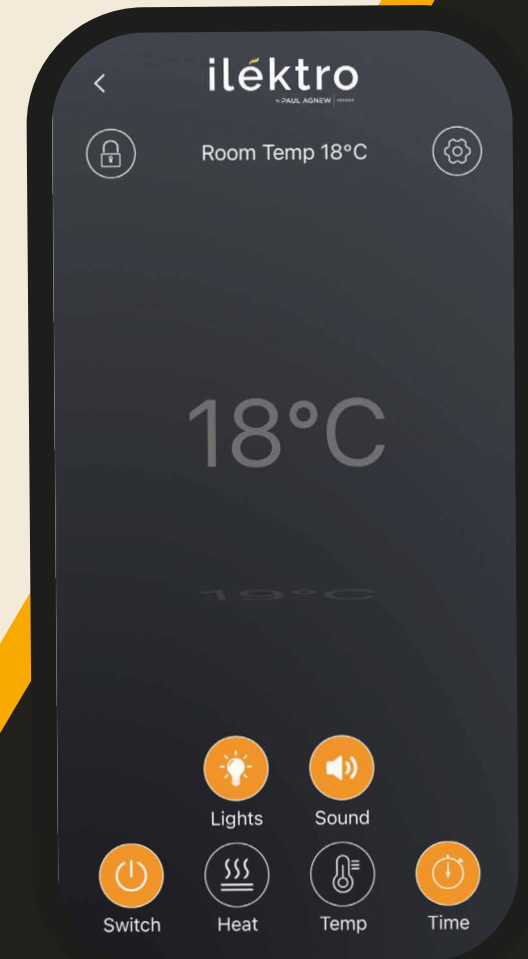
Control the volume of the crackle sound effect.

TEMP

Set the temperature you're aiming for in the room for the fire to heat.

TIME

Set routine for your fire to turn on and off with optional heat settings.



Immerse yourself in the fire experience

Each fire comes as standard with a ceramic log set, vermiculite base layer and black and amber crystals alongside coal effect flakes to allow for a fully immersive fire experience when the stove is running.

STOCK IMAGE





YELLOW



ORANGE YELLOW



ORANGE



ORANGE YELLOW BLUE



ORANGE BLUE

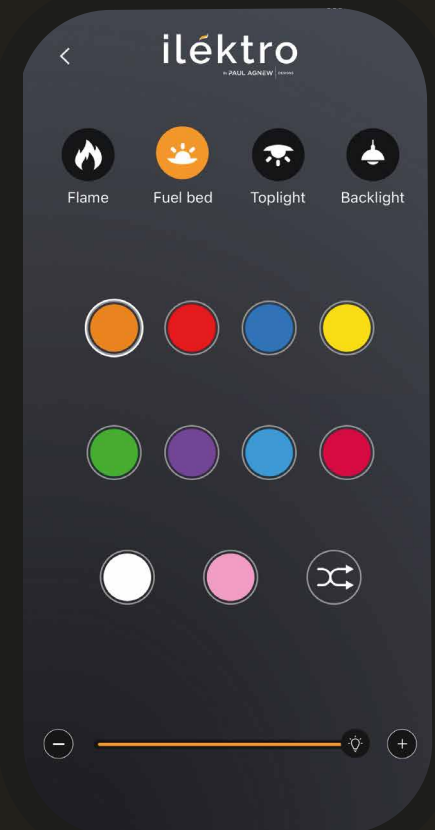


BLUE

Match your fire to your mood

You can choose the colour you want for your electric fire directly from the app or cycling through all colour options using the remote for the fuel bed, top light and optional back light.

This allows you to go from a realistic orange-yellow colour scheme for cosy evenings in to an ultra-modern blues and pinks for parties or games nights.



ilektro

nine fifty aspect

Warm up your home in every way with the ilektro 950 Aspect.

After all, a fireplace shouldn't just make your home look more inviting, it should make you feel more relaxed and warm on the inside and outside.

Designed with you in mind, you can personalise your ilektro fireplace to create the perfect ambiance by controlling both the visuals and the temperature.

Having a fire has never been easier.



1-2kW

kW
OUTPUT



HIGH
DEFINITION



COLOUR
OPTIONS



REMOTE
HANDSET



APP
CONTROL



SOUND
EFFECT



TV SIZE:
32 - 43"



SEE LIVE
BURNING





nine fifty aspect

ilektro

twelve fifty landscape

Let the tech do the talking with the ilektro 1250.

Beaut, style and luxury are just some of the features offered by ilektro.

The ilektro 1250 fireplace offers style, warms and practicality all rapped up in an exquisite glass box.

With 4 different glass variations and an array of lighting options this fireplace is sue to impress.



1-2kW

kW
OUTPUT



HIGH
DEFINITION



COLOUR
OPTIONS



REMOTE
HANDSET



APP
CONTROL



SOUND
EFFECT



TV SIZE:
43 - 55"



SEE LIVE
BURNING





twelve fifty landscape

ilektro

sixteen fifty landscape

No living space is complete without the ilektro 1650.

Offering single-sided, double sided and triple sided glass layout options, this range allows you the flexibility to express your style and create the perfect focal point for your room.

The display can be used with or without distributing heat, allowing you the visual firelight ambiance on a warm Summer evening or enjoy its distributed warmth on a cold Winter night.



kW
OUTPUT



HIGH
DEFINITION



COLOUR
OPTIONS



REMOTE
HANDSET



APP
CONTROL



SOUND
EFFECT



TV SIZE:
55 - 70"



SEE LIVE
BURNING





sixteen fifty landscape

ilektro

two thousand landscape

Make a bold statement with the ilektro 2000.

Being the largest fireplace in the ilektro range, the ilektro 2000 is sure to turn some heads.

With an array of lighting options and the most realistic ceramic log set, an ilektro fireplace is minimalist in design yet visually stunning - making it the perfect statement piece for your home.



kW
OUTPUT



HIGH
DEFINITION



COLOUR
OPTIONS



REMOTE
HANDSET



APP
CONTROL



SOUND
EFFECT



TV SIZE:
70 - 85"



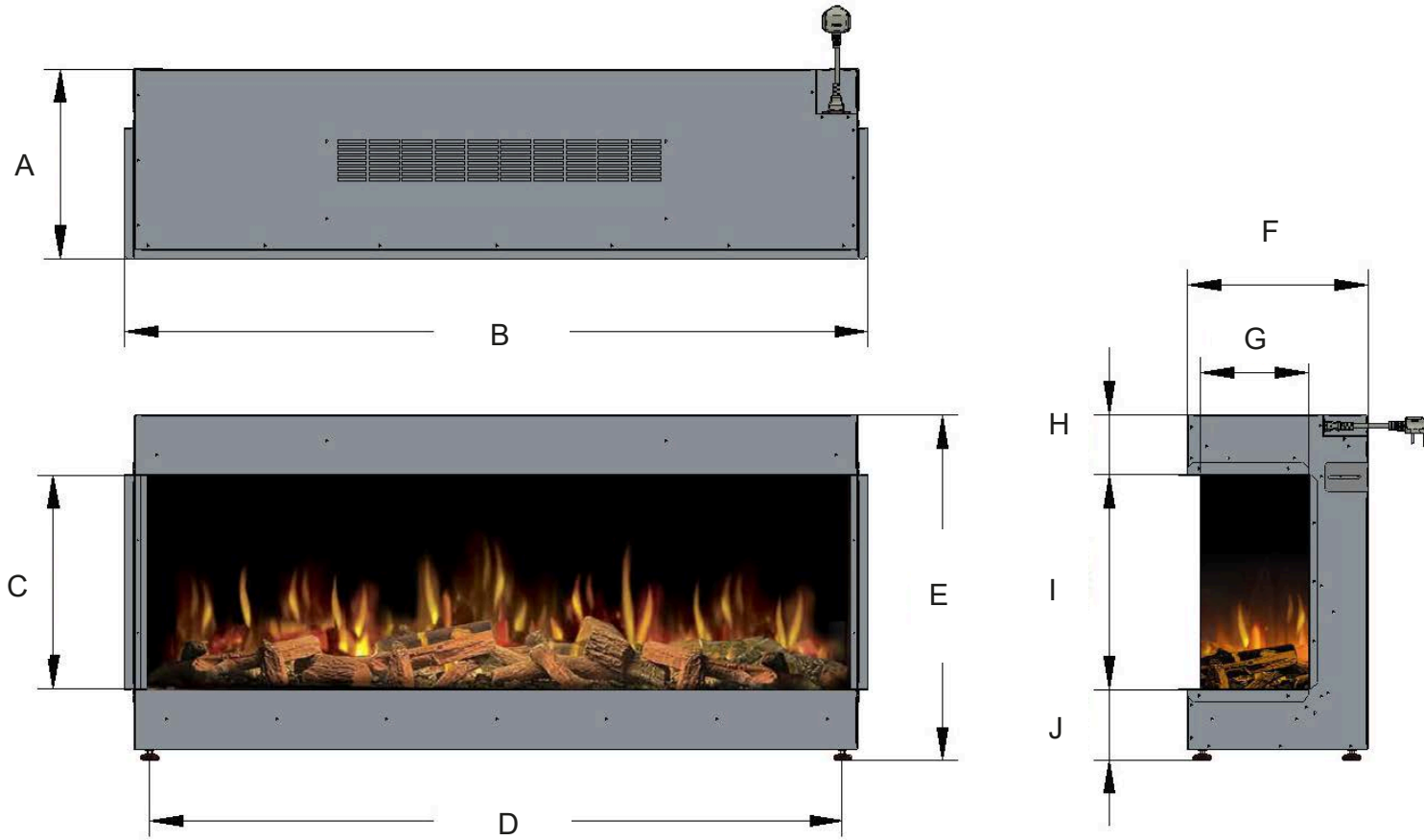
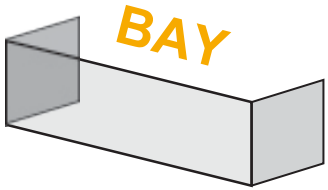
SEE LIVE
BURNING





two thousand landscape

Dimensions

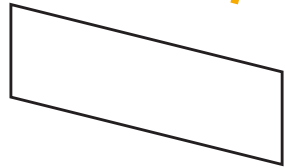
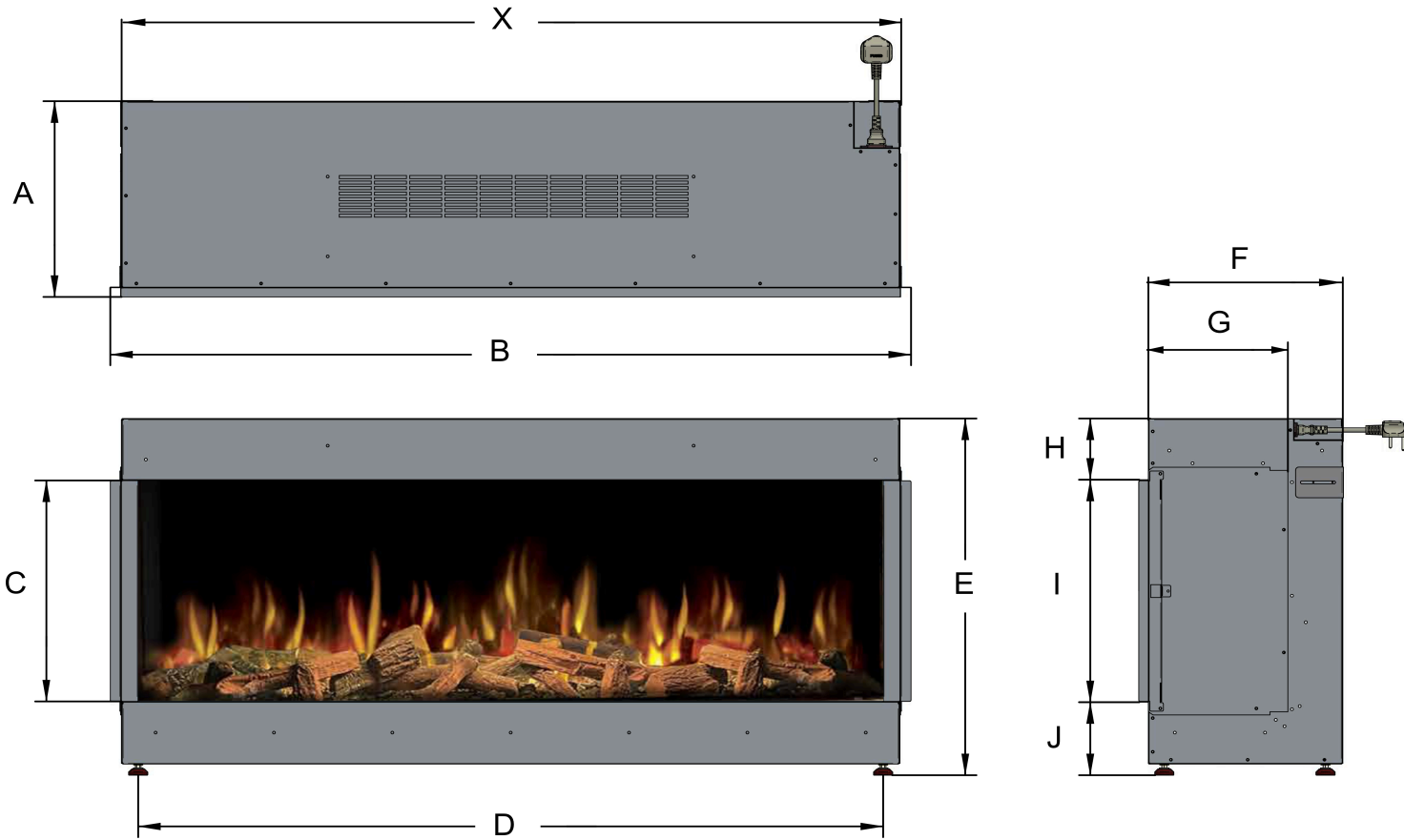


DIMENSIONS (MM)	A	B	C	D	E	F	G	H	I	J
950 ASPECT	319	881	590	793	810	304	182	100	593	118
1250 LANDSCAPE	319	1249	360	1164	581	304	182	100	363	119
1650 LANDSCAPE	319	1658	360	1573	581	304	182	100	363	119
2000 LANDSCAPE	319	2008	360	1923	581	304	182	100	363	119

Full specifications can be found in the installation manual.

Dimensions

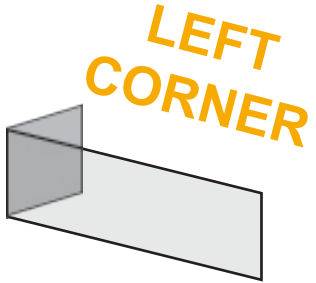
FRONT

DIMENSIONS (MM)	A	B	C	D	E	F	G	H	I	J	X
950 ASPECT	319	881	593	793	810	304	219	100	593	118	848
1250 LANDSCAPE	319	1252	360	1164	581	304	219	100	363	119	1219
1650 LANDSCAPE	319	1661	360	1573	581	304	219	100	363	119	1626
2000 LANDSCAPE	319	2011	360	1923	581	304	219	100	363	119	1976

Full specifications can be found in the installation manual.
All Dimensions are in Millimetre

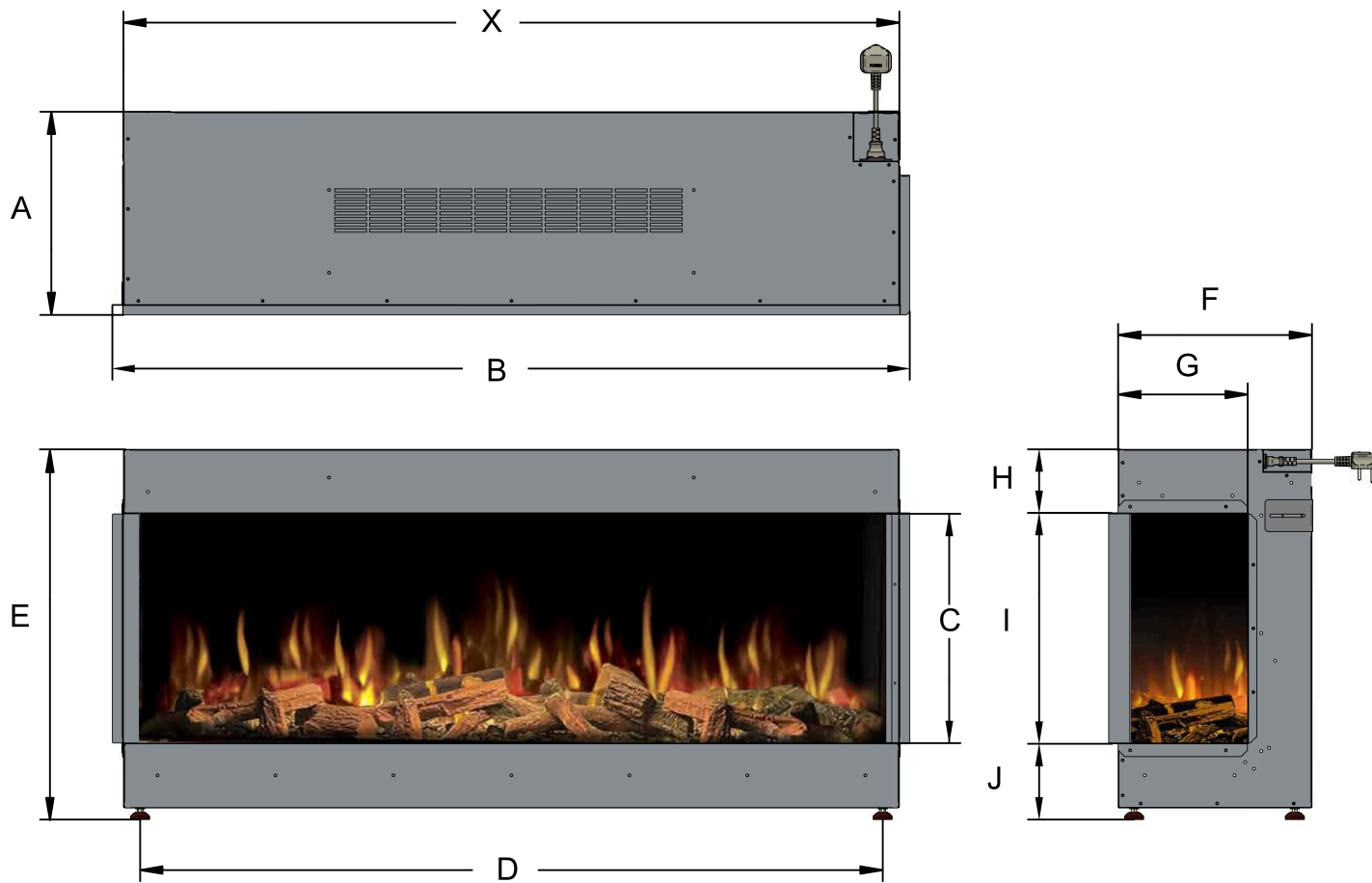
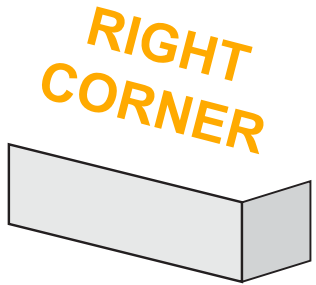
Dimensions



DIMENSIONS (MM)	A	B	C	D	E	F	G	H	I	J	X
950 ASPECT	319	881	593	793	810	304	204	100	593	118	848
1250 LANDSCAPE	319	1250	360	1164	581	304	204	100	363	119	1219
1650 LANDSCAPE	319	1660	360	1573	581	304	204	100	363	119	1626
2000 LANDSCAPE	319	2010	360	1923	581	304	204	100	363	119	1976

Full specifications can be found in the installation manual.
All Dimensions are in Millimetre

Dimensions



DIMENSIONS (MM)	A	B	C	D	E	F	G	H	I	J	X
950 ASPECT	319	881	593	793	810	304	204	100	593	118	848
1250 LANDSCAPE	319	1250	360	1164	581	304	204	100	363	119	1219
1650 LANDSCAPE	319	1660	360	1573	581	304	204	100	363	119	1626
2000 LANDSCAPE	319	2010	360	1923	581	304	204	100	363	119	1976

Full specifications can be found in the installation manual.
 All Dimensions are in Millimetre

find out more

If you still want more information or want to download a manual or installation guide then you can download them from the product pages on our website.

For even more information, please visit our website: www.eurostove.co.uk/ilektro

ilektro warranty

All ilektro fires come with a standard 2 year warranty for added assurance.

where to buy

ilektro fires are distributed through our network of authorised dealers. These independent retailers are able to give you expert advice on all aspects of your electric fire requirements, from quotations to media wall installation services.

For details of your nearest ilektro fires retailer, please visit our website: www.eurostove.co.uk/findadealer

Distributed By

PAUL AGNEW | **DESIGNS**®

info@paulagnewdesigns.com | www.paulagnewdesigns.com