

# SUBIACO RESTORATION

EST. 1981

# Structural Timber

## RETAIL PRICE LIST

Prices inc. GST

SUPPLYING WA BUILDINGS SINCE 1981

Timber | Structural Timber | Decking | Mouldings | Flooring | Doors, Windows & Joinery  
Heating | Architectural Hardware | Lighting & Ceilings | Cooking | Bathroom | Homewares

# SUBLACO RESTORATION

EST. 1981

## H2 - LVL SmartFrame - Tillings

Design guides available on request. H2 LVL is treated to order, check lead time & prices.

Lengths 11.1 & longer will be charged and supplied as 12.0 m



DIMENSIONS (MM)	LENGTHS (M)	L/M
90 x 35	2.1 to 12.0m in 300mm increments	\$ 15.31
120 x 35	2.1 to 12.0m in 300mm increments	\$ 28.58
140 x 35	2.1 to 12.0m in 300mm increments	\$ 33.36
170 x 35	2.1 to 12.0m in 300mm increments	\$ 40.50
240 x 35	2.1 to 12.0m in 300mm increments	\$ 57.18
90 x 45	2.1 to 12.0m in 300mm increments	\$ 20.47
130 x 45	2.1 to 12.0m in 300mm increments	\$ 29.56
150 x 45	2.1 to 12.0m in 300mm increments	\$ 34.11
170 x 45	2.1 to 12.0m in 300mm increments	\$ 38.64
200 x 45	2.1 to 12.0m in 300mm increments	\$ 45.47
240 x 45	2.1 to 12.0m in 300mm increments	\$ 54.56
300 x 45	2.1 to 12.0m in 300mm increments	\$ 68.20
360 x 45	2.1 to 12.0m in 300mm increments	\$ 81.84
400 x 45	2.1 to 12.0m in 300mm increments	\$ 90.93
90 x 63	2.1 to 12.0m in 300mm increments	\$ 28.26
130 x 63	2.1 to 12.0m in 300mm increments	\$ 40.83
150 x 63	2.1 to 12.0m in 300mm increments	\$ 47.10
170 x 63	2.1 to 12.0m in 300mm increments	\$ 53.40
200 x 63	2.1 to 12.0m in 300mm increments	\$ 62.81
240 x 63	2.1 to 12.0m in 300mm increments	\$ 75.38
300 x 63	2.1 to 12.0m in 300mm increments	\$ 94.22
360 x 63	2.1 to 12.0m in 300mm increments	\$ 113.07
400 x 63	2.1 to 12.0m in 300mm increments	\$ 125.62
450 x 63	2.1 to 12.0m in 300mm increments	\$ 141.33
300 x 75	2.1 to 12.0m in 300mm increments	\$ 114.86
400 x 75	2.1 to 12.0m in 300mm increments	\$ 153.15
525 x 75	4.8 / 5.4 / 6.0 / 6.6 / 7.2 / 9.0 / 12.0	\$ 261.63

## H2 - Smart 10 LVL Wall Stud

Engineered Timber Studs - strength rating of JD4



DIMENSIONS (MM)	LENGTHS (M)	EA
90x35	2.7	\$ 18.40

# SUBLACO RESTORATION

EST. 1981

## H3 - LVL SmartFrame - **\*\* CURRENTLY UNAVAILABLE \*\***

Design guides available on request. H3 LVL is treated to order, check lead time & prices.

**Lengths 11.1 & longer will be charged and supplied as 12.0 m**

525 x 75 available in 4.8, 5.4, 6.0, 6.6, 7.2, 9.0, 12.0 m lengths only.




DIMENSIONS (MM)	LENGTHS (M)	L/M
90 x 35	2.1 to 12.0m in 300mm increments	\$ 24.71
120 x 35	2.1 to 12.0m in 300mm increments	\$ 32.97
140 x 35	2.1 to 12.0m in 300mm increments	\$ 38.44
240 x 35	2.1 to 12.0m in 300mm increments	\$ 65.95
90 x 42	2.1 to 12.0m in 300mm increments	\$ 29.67
130 x 42	2.1 to 12.0m in 300mm increments	\$ 42.86
150 x 42	2.1 to 12.0m in 300mm increments	\$ 49.44
170 x 42	2.1 to 12.0m in 300mm increments	\$ 56.04
200 x 42	2.1 to 12.0m in 300mm increments	\$ 65.93
240 x 42	2.1 to 12.0m in 300mm increments	\$ 79.11
300 x 42	2.1 to 12.0m in 300mm increments	\$ 98.88
360 x 42	2.1 to 12.0m in 300mm increments	\$ 118.66
400 x 42	2.1 to 12.0m in 300mm increments	\$ 131.85
90 x 58	2.1 to 12.0m in 300mm increments	\$ 40.96
130 x 58	2.1 to 12.0m in 300mm increments	\$ 59.18
150 x 58	2.1 to 12.0m in 300mm increments	\$ 68.29
170 x 58	2.1 to 12.0m in 300mm increments	\$ 77.39
200 x 58	2.1 to 12.0m in 300mm increments	\$ 91.04
240 x 58	2.1 to 12.0m in 300mm increments	\$ 109.25
300 x 58	2.1 to 12.0m in 300mm increments	\$ 136.55
360 x 58	2.1 to 12.0m in 300mm increments	\$ 163.87
400 x 58	2.1 to 12.0m in 300mm increments	\$ 182.09
450 x 58	2.1 to 12.0m in 300mm increments	\$ 204.84
300 x 75	2.1 to 12.0m in 300mm increments	\$ 176.58
400 x 75	2.1 to 12.0m in 300mm increments	\$ 235.45
525 x 75	4.8 / 5.4 / 6.0 / 6.6 / 7.2 / 9.0 / 12.0	POA

## H2 - LVL E-Beam - Wesbeam (Blue Stain)

AUSTRALIAN MADE LVL ENGINEERED FOR ROOF CONSTRUCTION

E-Beams strength-to-weight ratio is much higher than regular timber



DIMENSIONS (MM)	LENGTHS (M)	L/M
90 x 35	2.1 to 12.6m in 300mm increments	\$ 9.89
130 x 35	2.1 to 12.6m in 300mm increments	\$ 14.26
150 x 35	2.1 to 12.6m in 300mm increments	\$ 16.49
200 x 35	2.1 to 12.6m in 300mm increments	\$ 21.98
90 x 45	2.1 to 12.6m in 300mm increments	\$ 12.71
150 x 45	2.1 to 12.6m in 300mm increments	\$ 21.20
200 x 45	2.1 to 12.6m in 300mm increments	\$ 28.29
240 x 45	2.1 to 12.6m in 300mm increments	\$ 33.92
300 x 45	2.1 to 12.6m in 300mm increments	\$ 42.38
360 x 45	2.1 to 12.6m in 300mm increments	\$ 50.89
400 x 45	2.1 to 12.6m in 300mm increments	\$ 56.52
90 x 63	2.1 to 12.6m in 300mm increments	\$ 17.80
150 x 63	2.1 to 12.6m in 300mm increments	\$ 29.66
200 x 63	2.1 to 12.6m in 300mm increments	\$ 39.55
240 x 63	2.1 to 12.6m in 300mm increments	\$ 47.46
300 x 63	2.1 to 12.6m in 300mm increments	\$ 59.35
360 x 63	2.1 to 12.6m in 300mm increments	\$ 71.22
400 x 63	2.1 to 12.6m in 300mm increments	\$ 79.13

# SUBLACO RESTORATION

EST. 1981

## H2 - I-Joist SmartFrame

Design guides available on request.

360 x 90 available in 600 mm increments only.



DIMENSIONS (MM)	LENGTHS (M)	L/M
200 x 44	0.9 to 12.0m in 300mm increments	\$ 45.02
240 x 40	0.9 to 12.0m in 300mm increments	\$ 48.14
240 x 51	0.9 to 12.0m in 300mm increments	\$ 56.76
240 x 70	0.9 to 12.0m in 300mm increments	\$ 41.08
240 x 90	0.9 to 12.0m in 300mm increments	\$ 76.20
300 x 40	0.9 to 12.0m in 300mm increments	\$ 51.28
300 x 51	0.9 to 12.0m in 300mm increments	\$ 60.66
300 x 70	0.9 to 12.0m in 300mm increments	\$ 46.08
300 x 90	0.9 to 12.0m in 300mm increments	\$ 94.17
360 x 58	0.9 to 12.0m in 300mm increments	\$ 76.04
360 x 90	0.9 to 12.0m in 600mm increments	P.O.A

## H2 - Blue Pine Framing MGP10

\*Currently unavailable

DETAILS	DIMENSIONS (MM)	LENGTHS (M)	L/M
H2 - Treated Structural	70 x 35	4.8 / 5.4 / 6.0	P.O.A
H2 - Treated Structural	90 x 35	4.8 / 5.4 / 6.0	P.O.A
H2 - Treated Structural	70 x 45	4.8 / 5.4 / 6.0	P.O.A
H2 - Treated Structural	90 x 45	3.6 / 4.8 / 5.4 / 6.0	P.O.A
H2 - Treated Structural	120 x 45	3.6 / 4.8 / 6.0	P.O.A
H2 - Treated Structural	140 x 45	3.6 / 4.8 / 6.0	P.O.A
H2 - Treated Structural	190 x 45	3.6 / 4.8 / 6.0	P.O.A

## H3 - Treated Structural

DETAILS	DIMENSIONS (MM)	LENGTHS (M)	L/M
H3 - Treated Structural	70 x 35	3.6 / 4.2 / 4.8 / 5.4 / 6.0	\$ 6.46
H3 - Treated Structural	90 x 35	3.6 / 4.2 / 4.8 / 5.4 / 6.0	\$ 7.27
H3 - Treated Structural	120 x 35	3.6 / 4.8 / 6.0	\$ 10.56
H3 - Treated Structural	140 x 35	3.6 / 4.8 / 6.0	\$ 12.67
H3 - Treated Structural	190 x 35	3.6 / 4.8 / 6.0	\$ 17.38
H3 - Treated Structural	70 x 45	3.6 / 4.2 / 4.8 / 5.4 / 6.0	\$ 8.46
H3 - Treated Structural	90 x 45	3.6 / 4.2 / 4.8 / 5.4 / 6.0	\$ 9.81
H3 - Treated Structural	120 x 45	3.6 / 4.2 / 4.8 / 5.4 / 6.0	\$ 13.88
H3 - Treated Structural	140 x 45	3.6 / 4.2 / 4.8 / 5.4 / 6.0	\$ 16.25
H3 - Treated Structural	190 x 45	3.6 / 4.2 / 4.8 / 5.4 / 6.0	\$ 21.59
H3 - Treated Structural	240 x 45	3.6 / 4.8 / 6.0	\$ 31.60
H3 - Treated Structural	290 x 45	4.8 / 6.0	\$ 39.48

## H4 - Treated Structural

DETAILS	DIMENSIONS (MM)	LENGTHS (M)	L/M
Primed Laminated Dressed CCA H4 F7	44 x 44	5.4	\$ 9.87
Primed Laminated Dressed CCA H4 F7	68 X 44	5.4	\$ 14.43
Primed Laminated Dressed CCA H4 F7	88 X 44	5.4	\$ 18.86

# SUBLACO RESTORATION

EST. 1981


## Baltic Pine Beams

SPECIAL ORDER (2 DAYS) ADDITIONAL LENGTHS AVAILABLE OF REQUEST (21 DAYS REQUIRED)

DETAILS	DIMENSIONS (MM)	LENGTHS (M)	L/M
Baltic Laminated Beams H3	140 x 45	3.0 / 6.0	P.O.A
Baltic Laminated Beams H3	190 x 45	3.0 / 6.0	P.O.A
Baltic Laminated Beams H3	240 x 45	3.0 / 6.0	P.O.A

## H3 - LOSP Primed Design Pine Posts GL8

H3 LOSP TREATED DESIGN PINE, GL8, PRIMED D.A.R.

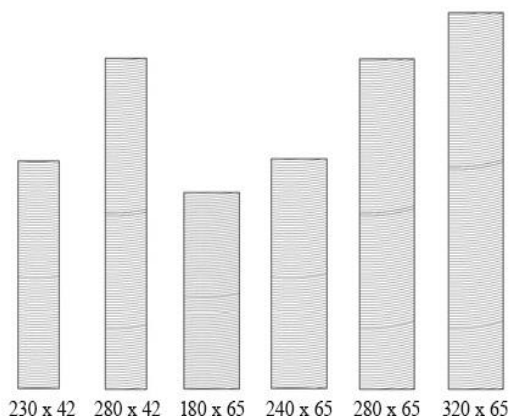


DIMENSIONS (MM)	LENGTHS (M)	L/M
66 x 66	2.7 / 5.4	\$ 22.07
88 x 88	2.7 / 5.4	\$ 32.71
112 x 112	2.7 / 3.0 / 3.6 / 5.4 / 6.0 / 7.2	\$ 58.63
135 x 135	2.7 / 3.0 / 3.6 / 5.4 / 6.0 / 7.2	\$ 82.42
150 x 150	3.0 / 6.0	\$ 157.00
185 x 185	5.4 / 6.0 / 7.2 *Special Order (2-3 Days)	\$ 331.39

## H3 - LOSP Primed Design Pine Beams

H3 LOSP TREATED DESIGN PINE, GL8, PRIMED D.A.R.

Quirk available by order at additional charge. 15% Surcharge Applies to Non-Stocked Lengths



DIMENSIONS (MM)	LENGTHS (M)	L/M
230 x 42 F7	2.7 / 3.6 / 5.4	\$ 45.93
280 x 42 F7	2.7 / 3.6 / 5.4	\$ 55.48
180 x 65 GL10	2.7 / 3.0 / 3.6 / 5.4 / 6.0 / 7.2	\$ 64.98
240 x 65 GL10	2.7 / 3.0 / 3.6 / 5.4 / 6.0 / 7.2	\$ 83.40
280 x 65 GL10	2.7 / 3.0 / 3.6 / 5.4 / 6.0 / 7.2	\$ 101.13
320 x 65 GL10	TBA *Special Order (2-3 Days)	\$ 183.08

# SUBLACO RESTORATION

EST. 1981

## Baltic Pine Beams and Posts

SPECIAL ORDER (2 DAYS) ADDITIONAL LENGTHS AVAILABLE OF REQUEST (21 DAYS REQUIRED)

DETAILS	DIMENSIONS (MM)	LENGTHS (M)	L/M
Baltic Laminated Dressed H4	115 x 115	3.0 / 6.0	P.O.A
Baltic Laminated Dressed H4	140 x 140	3.0 / 6.0	P.O.A
Baltic Laminated Dressed H4	190 x 190	3.0 / 6.0	P.O.A
Baltic Laminated Dressed H4	240 x 240	TBA	P.O.A
Baltic Laminated Beams H3	140 x 45	3.0 / 6.0	P.O.A
Baltic Laminated Beams H3	190 x 45	3.0 / 6.0	P.O.A
Baltic Laminated Beams H3	240 x 45	3.0 / 6.0	P.O.A

## Kapur Laminated Beams GL17

SPECIAL ORDER (2 DAYS)

DETAILS	DIMENSIONS (MM)	LENGTHS (M)	L/M
Kapur Laminated Beam	200 x 50	From 1.2 to 7.2 m in 600 mm increments	\$ 75.45
Kapur Laminated Beam	250 x 50	From 1.2 to 7.2 m in 600 mm increments	\$ 94.26
Kapur Laminated Beam	198 x 60	From 1.2 to 7.2 m in 600 mm increments	\$ 92.21
Kapur Laminated Beam	264 x 60	From 1.2 to 7.2 m in 600 mm increments	\$ 122.82
Kapur Laminated Beam	297 x 60	From 1.2 to 7.2 m in 600 mm increments	\$ 138.26
Kapur Laminated Beam	330 x 60	From 1.2 to 7.2 m in 600 mm increments	\$ 153.64
Kapur Laminated Beam	264 x 80	From 1.2 to 7.2 m in 600 mm increments	\$ 150.90
Kapur Laminated Beam	297 x 80	From 1.2 to 7.2 m in 600 mm increments	\$ 169.84

## Kapur Laminated Posts GL18

SPECIAL ORDER (2 DAYS)

DETAILS	DIMENSIONS (MM)	LENGTHS (M)	L/M
Kapur Laminated Post	95 x 95	2.4 / 2.7 / 3.0 / 3.6	\$ 64.26
Kapur Laminated Post	120 x 120	2.4 / 2.7 / 3.0 / 3.6 / 4.2 / 4.8 / 5.4 / 6.0	\$ 106.08

## CCA Laminated Posts

STOCKED ITEM

DETAILS	DIMENSIONS (MM)	LENGTHS (M)	L/M
Extreme Laminated Dressed CCA H4	88 x 88	2.4 / 3.0 / 3.6 / 6.0	\$ 38.99
Extreme Laminated Dressed CCA H4	112 x 112	2.4 / 3.0 / 3.6 / 6.0	\$ 70.86
Extreme Laminated Dressed CCA H4	135 x 135	3.0 / 3.6 / 3.6 / 6.0	\$ 104.82
Solid CCA R/Sawn H5 (Not Laminated)	100 x 100	1.5 / 1.8	\$ 22.14

## H4 Sawn Posts STOCKED

DETAILS	DIMENSIONS (MM)	LENGTHS (M)	EA
Rough Sawn H4 Post	125 x 75	1.8	\$ 25.44
Rough Sawn H4 Post	125 x 75	2.4	\$ 33.92
Rough Sawn H4 Post	125 x 75	2.7	\$ 38.17
Rough Sawn H4 Post	125 x 75	3.0	\$ 42.41

## H3 Rough Sawn Rail STOCKED

DETAILS	DIMENSIONS (MM)	LENGTHS (M)	EA
Rough Sawn H3	75 x 38	4.8	\$ 21.61

## H4 Sleepers STOCKED

DETAILS	DIMENSIONS (MM)	LENGTHS (M)	L/M
Pine Sleepers H4 Treated	200 x 50	1.8	\$ 21.54
Pine Sleepers H4 Treated	200 x 50	2.4	\$ 28.72
Pine Sleepers H4 Treated	200 x 50	3.0	\$ 35.92

Structural Retail Price List

www.subirest.com.au

Aug 2022

Phone (08) 9444 9900

sales@subirest.com.au

Prices inc. GST

# SUBLACO RESTORATION

EST. 1981

## Merbau Laminated Beams GL17

SPECIAL ORDER (2 DAYS)

DETAILS	DIMENSIONS (MM)	LENGTHS (M)	L/M
Merbau Laminated Beam	140 x 35	3.0 / 3.6 / 4.8 / 6.0 m	\$ 45.52
Merbau Laminated Beam	190 x 35	3.0 / 3.6 / 4.8 / 6.0 m	\$ 61.77
Merbau Laminated Beam	240 x 35	3.0 / 3.6 / 4.8 / 6.0 m	\$ 80.46
Merbau Laminated Beam	290 x 35	3.0 / 3.6 / 4.8 / 6.0 m	\$ 97.19
Merbau Laminated Beam	90 x 42	3.0 / 3.6 / 4.2 / 4.8 / 5.4 / 6.0 / 7.2m	\$ 34.77
Merbau Laminated Beam	120 x 42	3.0 / 3.6 / 4.2 / 4.8 / 5.4 / 6.0 / 6.6 / 7.2 / 7.8m	\$ 46.93
Merbau Laminated Beam	140 x 42	3.0 / 3.6 / 4.2 / 4.8 / 5.4 / 6.0 / 6.6 / 7.2 / 7.8m	\$ 54.76
Merbau Laminated Beam	190 x 42	3.0 / 3.6 / 4.2 / 4.8 / 5.4 / 6.0 / 6.6 / 7.2 / 7.8m	\$ 76.54
Merbau Laminated Beam	240 x 42	3.0 / 3.6 / 4.2 / 4.8 / 5.4 / 6.0 / 6.6 / 7.2 / 7.8m	\$ 96.54
Merbau Laminated Beam	290 x 42	3.0 / 3.6 / 4.2 / 4.8 / 5.4 / 6.0 / 7.2m	\$ 116.65
Merbau Laminated Beam	190 x 65	3.0 / 3.6 / 4.2 / 4.8 / 5.4 / 6.0 / 6.6 / 7.2 / 7.8m	\$ 116.50
Merbau Laminated Beam	240 x 65	3.0 / 3.6 / 4.2 / 4.8 / 5.4 / 6.0 / 6.6 / 7.2 / 7.8m	\$ 150.81
Merbau Laminated Beam	265 x 65	3.0 / 3.6 / 4.2 / 4.8 / 5.4 / 6.0 / 6.6 / 7.2 / 7.8m	\$ 166.60
Merbau Laminated Beam	290 x 65	3.0 / 3.6 / 4.2 / 4.8 / 5.4 / 6.0 / 6.6 / 7.2 / 7.8m	\$ 182.29
Merbau Laminated Beam	330 x 65	3.0 / 3.6 / 4.2 / 4.8 / 5.4 / 6.0 / 6.6 / 7.2 / 7.8m	\$ 213.11
Merbau Laminated Beam	240 x 80	3.0 / 3.6 / 4.2 / 4.8 / 5.4 / 6.0 / 6.6 / 7.2 / 7.8m	\$ 187.51
Merbau Laminated Beam	265 x 80	3.0 / 3.6 / 4.2 / 4.8 / 5.4 / 6.0 / 6.6 / 7.2 / 7.8m	\$ 207.06
Merbau Laminated Beam	290 x 80	3.0 / 3.6 / 4.2 / 4.8 / 5.4 / 6.0 / 6.6 / 7.2 / 7.8m	\$ 226.58
Merbau Laminated Beam	330 x 80	3.0 / 3.6 / 4.2 / 4.8 / 5.4 / 6.0 / 6.6 / 7.2 / 7.8m	\$ 272.77

## Merbau Laminated Posts GL13

SPECIAL ORDER (2 DAYS)

DETAILS	DIMENSIONS (MM)	LENGTHS (M)	L/M
Merbau Laminated Post	95 x 95	From 2.4 to 6.0 m / 7.2m	\$ 75.82
Merbau Laminated Post	120 x 120	From 2.4 to 6.0 m / 7.2m	\$ 121.96
Merbau Laminated Post	135 x 135	From 2.4 to 6.0 m / 7.2m	\$ 154.39
Merbau Laminated Post	150 x 150	From 2.4 to 6.0 m / 7.2m	\$ 193.69
Merbau Laminated Post	190 x 190	From 2.4 to 6.0 m / 7.2m	\$ 327.17
Merbau Laminated Post	240 x 240	From 2.4 to 6.0 m / 7.2m	\$ 595.42

## Merbau Finger Jointed

SPECIAL ORDER (2 DAYS)

DETAILS	DIMENSIONS (MM)	LENGTHS (M)	L/M
Merbau Finger Jointed	42 x 18	5.4 m	\$ 5.68
Merbau Finger Jointed	42 x 42	5.4 m	\$ 16.58
Merbau Finger Jointed	70 x 19	5.4 m	\$ 8.95
Merbau Finger Jointed	70 x 32	3.0 / 3.6 / 4.2 / 4.8 / 5.4 / 6.0m	\$ 21.08
Merbau Finger Jointed	70 x 42	3.0 / 3.6 / 4.2 / 4.8 / 5.4 / 6.0m	\$ 27.03
Merbau Finger Jointed	90 x 32	3.0 / 3.6 / 4.2 / 4.8 / 5.4 / 6.0m	\$ 27.08
Merbau Finger Jointed	90 x 42	3.0 / 3.6 / 4.2 / 4.8 / 5.4 / 6.0 / 7.2m	\$ 34.77

## Particleboard Flooring T/T

DETAILS	DIMENSIONS (MM)	M <sup>2</sup>	Sheet
Termite Treated *Stocked	3600 x 900 x 19	\$ 29.29	\$ 94.90
Termite Treated	3600 x 900 x 22	\$ 33.53	\$ 108.65