



For further information or specifications, visit the technical section of our website www.ambehome.com to view the latest product Installation Manual.

Appliance Information

RC3000



Specifications

Heat Output	3.0 kW
Power Requirement	3 pin earthed 230V 15A power outlet or a hard wire connection that can be isolated
Heater Size	1840W, 150H, 65D

RC2400



Specifications

Heat Output	2.4 kW
Power Requirement	3 pin earthed 230V power outlet or a hard wire connection that can be isolated
Heater Size	1540W, 150H, 65D

RC1800



Specifications

Heat Output	1.8 kW
Power Requirement	3 pin earthed 230V power outlet or a hard wire connection that can be isolated
Heater Size	1240W, 150H, 65D

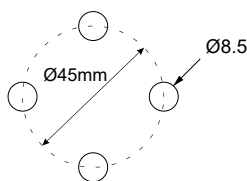
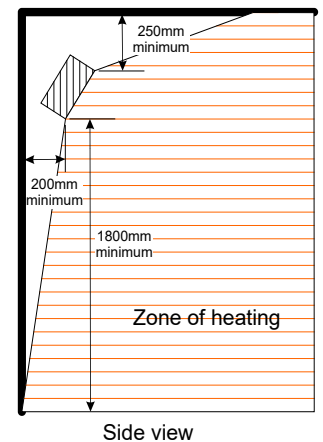
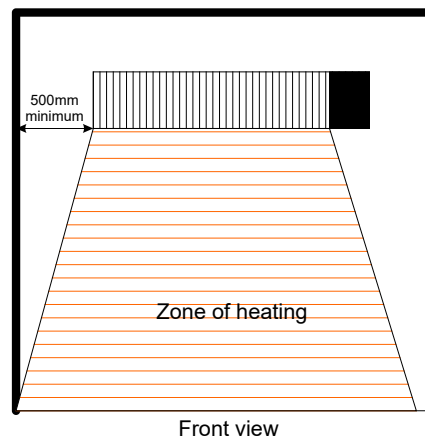
Clearances

These heaters are designed for outdoor use and are IP44 rated.

Clearance to Combustible Materials

Keep combustible materials including at least 1 meter from the front and side of the heater.

The heater may be mounted on the wall, as shown to the right, or mounted on the ceiling. For ceiling mounted units, the clearances of 0.2m from the ceiling and wall must still be maintained.



Mounting screw detail