



# SCULPT™

FIREPLACE  
COLLECTION



\*Overseas model of wooden bench shown, Please refer to your dealer for details of the Australian model.



Sculpt Fireplace Collection brings to Australian homes the prestigious French fireplace manufacturer, Axis, who has captivated everyone by the grace and warmth of their elegant designs.

The Axis I1000 Collection is the perfect union between grandeur design and efficiency. An opportunity to add a new dimension to homes through maximum comfort and offering the perfect place for social gatherings and special moments.

From the choice of steel, to the meticulous hand assembly of each firebox, Axis artisans perpetuate the "Duty of Quality" with a simple objective: *"Make the fireplace the heart of your home"*.



# AXIS I1000FS SINGLE SIDED



\*Overseas model and installation shown



Handmade in France, the Axis I1000 Free-Standing Single Sided wood fireplace is a display of geometric versatility and artisan engineered construction. This wood fireplace exudes a mesmerizing display of flames and unsurpassed design excellence. With the ability to introduce fresh air into the firebox with the optional outdoor air kit (recommended for 6+ star rated homes) this will provide better efficiency and more effective combustion of the fire wood. The viewing area also gives this French hand made wood heater a luxurious ultramodern feel that is highly desired.



Hand made in the Rhone Alpes region of France



Equipped with safety damper



Optional outdoor air-kit



DAFS (Double Air Flow System)



Includes fire grate and ash pan

# AXIS I1000FS DOUBLE SIDED



\*Overseas model and installation shown



The French artisan engineered Axis I1000 Free-Standing Double Sided wood fireplace is highly sought after by those who prize the sleek elegance of a panoramic wood heater combined with an unbelievable heating performance and double sided viewing area. With the ability to introduce fresh air into the firebox with the optional outdoor air kit (recommended for 6+ star rated homes) which increases efficiency and more effective combustion of the fire wood. The Axis I1000FS Double Sided wood heater makes an impressive statement in any space.



Hand made in the Rhone Alpes region of France



Equipped with safety damper



Optional outdoor air-kit



DAFS (Double Air Flow System)



Includes fire grate and ash pan



# AXIS I1000IB SINGLE SIDED



\*Overseas model and installation shown

Handmade in the Rhone Alpes region of France, the Axis I1000 In-Built Single Sided wood fireplace is the result of true craftsmanship and artisan engineered construction. Designed to be installed into a custom built wall without the need for a masonry enclosure, this wood fireplace displays stunning contemporary sleek lines and unsurpassed luxurious comfort. The fine details and stunning craftsmanship from artisan engineers distinguishes the Axis I1000IB Single Sided from other wood heaters alike.



Hand made in the Rhone Alpes region of France



Equipped with safety damper



Optional outdoor air-kit and/or hot air transfer kit



DAFS (Double Air Flow System)



Includes fire grate and ash pan

# AXIS I1000IB DOUBLE SIDED



The simplistic design of the Axis I1000 In-Built Double Sided wood heater will bring an ultramodern ambience to any open living space with the sleek silhouette of the firebox, quality handcrafted finishes, and a double sided viewing glass providing a mesmerising view of the dancing flames from both sides of the heater. Handcrafted in the Rhone Alpes region of France, this fireplace has been designed with the purpose of providing better efficiency and more effective combustion of the fire wood, all while delivering outstanding heating performance.



Hand made in the Rhone Alpes region of France



Equipped with safety damper



Optional outdoor air-kit and/or hot air transfer kit



DAFS (Double Air Flow System)


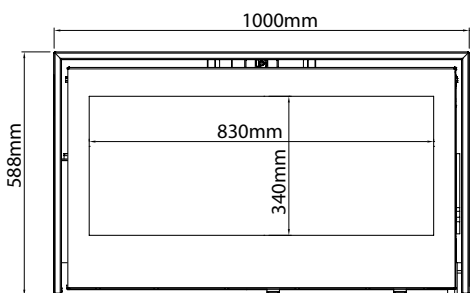


Includes fire grate and ash pan

# AXIS Freestanding specifications

FRONT

SIDE


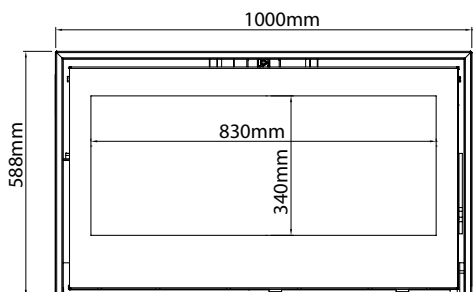


## Axis I1000FS Single Sided

<b>Material</b>	Solid steel firebox with firebricks
<b>Heating Capacity</b>	Up to 100m <sup>2</sup> - 280m <sup>2</sup> *
<b>KW output</b>	14.6kW
<b>Avg Emissions</b>	1.2g/kg
<b>Avg Efficiency</b>	66%
<b>Door operation</b>	Secure Swing door opening system
<b>Flue dimension</b>	200mm, 250mm, 300mm
<b>Outside air kit</b>	Recommended for well insulated homes
<b>Warranty</b>	10 year firebrick & 5 year firebox warranty**
<b>Weight</b>	180kg
<b>Clearances</b>	250mm rear 450mm sides
<b>Minimum hearth dimensions</b>	Width: 1220mm Depth: 550mm Thickness: 9mm***

FRONT

SIDE

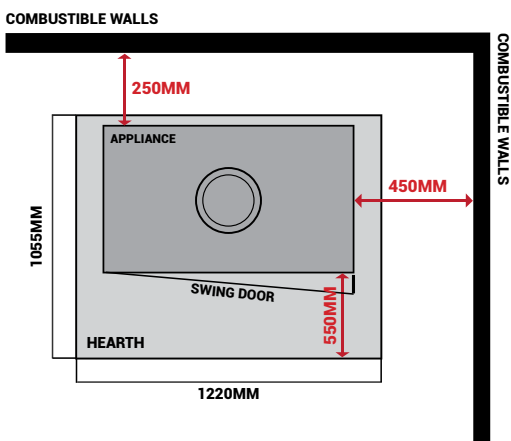


## Axis I1000FS Double Sided

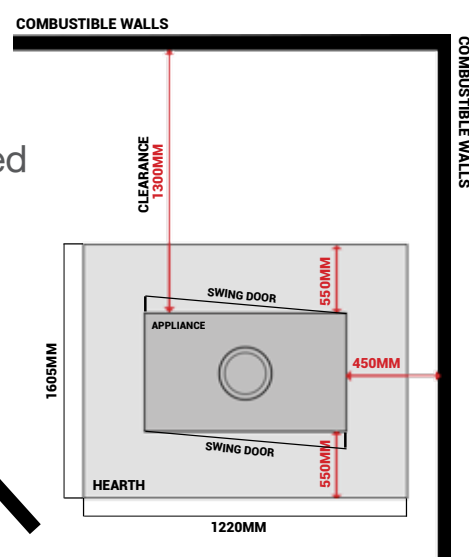
<b>Material</b>	Solid steel firebox with firebricks
<b>Heating Capacity</b>	Up to 100m <sup>2</sup> - 280m <sup>2</sup> *
<b>KW Output</b>	18.7 kW
<b>Avg Emissions</b>	1.0g/kg
<b>Avg Efficiency</b>	62%
<b>Door Operation</b>	Two secure swing door opening systems
<b>Flue dimensions</b>	200mm, 250mm, 300mm
<b>Outside air kit</b>	Recommended for well insulated homes
<b>Warranty</b>	10 year firebrick & 5 year firebox warranty**
<b>Weight</b>	180kg
<b>Clearances</b>	1300mm in front & 450mm on either side
<b>Minimum hearth dimensions</b>	Width: 1220mm Depth: 550mm Thickness: 9mm ***

## Clearance & Hearth Freestanding

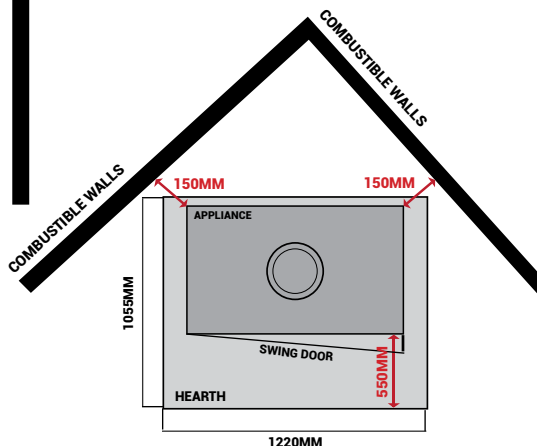
### Axis I1000FS Single Sided



### Axis I1000FS Double Sided



### Axis I1000FS Single Sided Corner application



\* Heating capacity of the following appliances are a guide only and refers to areas with 2.4m ceilings and 6 or more star rated buildings. Heating output may vary depending on factors such as building characteristics, quality of insulation, type of firewood used and climate zone.

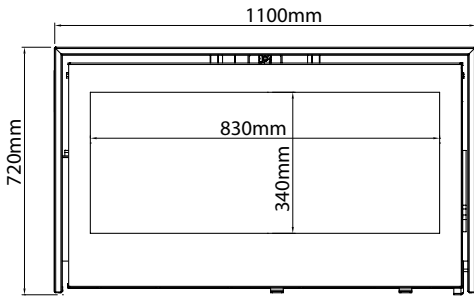
\*\* See warranty section in the installation manual for further details.

\*\*\* See clearances and hearth section in the installation manual for further details.




# AXIS Inbuilt specifications

FRONT



SIDE



## Axis I1000IB Single Sided

**Material**

Solid steel firebox with fire ricks includes zero clearance box

**Heating Capacity**

Up to 100m<sup>2</sup> - 280m<sup>2</sup>\*

**KW Output**

14.6kW

**Avg Emissions**

1.2g/kg

**Avg Efficiency**

66%

**Glass door**

Secure swing door opening systems

**Flue dimensions**

200mm, 250mm, 300mm

**Outside air kit**

Recommended for well insulated homes

**Warranty**

10 year firebrick & 5 year firebox warranty\*\*

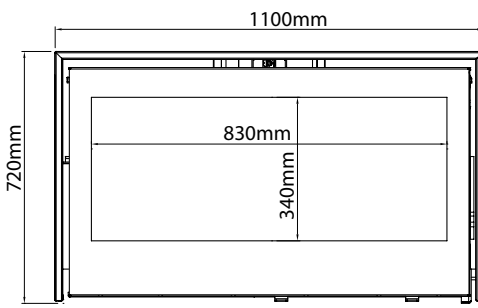
**Weight**

180kg


**Minimum hearth dimensions**

Width: 1220mm Depth: 700mm Thickness: 25mm \*\*\*

FRONT



SIDE



## Axis I1000IB Double Sided

**Material**

Solid steel firebox with firebricks includes zero clearance box

**Heating Capacity**

Up to 100m<sup>2</sup> - 280m<sup>2</sup>\*

**KW Output**

18.7kW

**Avg Emissions**

1.0g/kg

**Avg Efficiency**

62%

**Glass Door**

Two secure swing door opening system

**Flue Dimensions**

200mm, 250mm, 300mm

**Outside Air Kit**

Recommended for well insulated homes

**Warranty**

10 year firebrick & 5 year firebox warranty\*\*

**Weight**

180kg

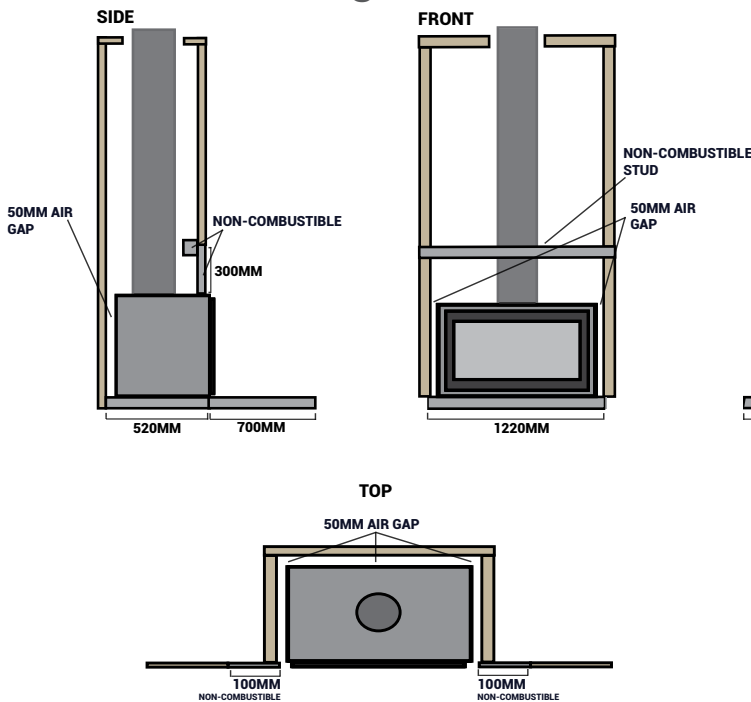
**Minimum Hearth dimensions**

Width: 1300mm Depth: 550mm (either side of firebox - 1605mm total) Thickness: 42mm \*\*\*

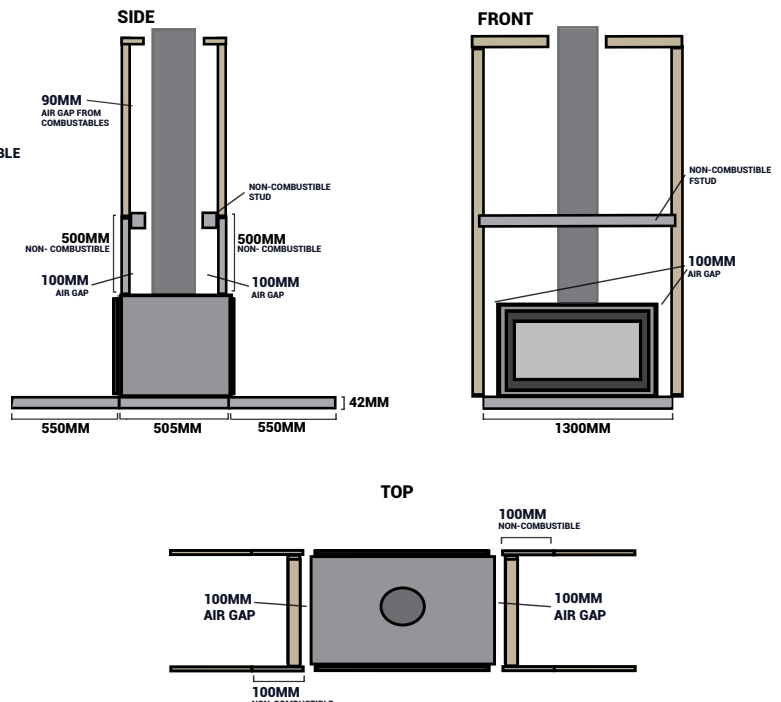
\*Dimensions given for the inbuilt specifications are for the zero clearance box.

## Clearances & Hearth Inbuilt

### Axis I1000IB Single Sided



### Axis I1000IB Double Sided



All images & diagrams in this brochure are for illustration purposes only. Refer to the clearances and hearth section in the installation manual for further details. E&O.E \*In accordance with Australian and New Zealand Standard AS/NZS 2918:2001. All product images are a guide only, all wood fires must be installed as per AS/NZS 2918:2001 © Copyright 2021 Sculpt Fireplaces Collection





“Combining design, elegance and beauty with efficiency and output”



# SCULPT<sup>TM</sup>

FIREPLACE  
COLLECTION

1300 851 304  
[info@sculptfireplaces.com.au](mailto:info@sculptfireplaces.com.au)  
[www.sculptfireplaces.com.au](http://www.sculptfireplaces.com.au)

