




For a better outdoor life


DECKING



CLADDING



SCREENING



Decking · Cladding · Screening



*Visit our website
for comprehensive info
on decking, cladding
and screening!*

newtechwood.com.au



Why NewTechWood®?

NewTechWood® is your ultimate solution for residential and commercial decking, cladding and screening. The most natural looking composite timber on the market, NewTechWood® is high in durability and ultra low in maintenance.

BENEFITS

- ✓ Full 360° Capping for Ultra Protection
- ✓ Natural look and feel of timber
- ✓ Low maintenance - no oiling or painting!
- ✓ Made from 95% recycled material
- ✓ Backed by a 25-year limited warranty
- ✓ Hidden clip system
- ✓ Stain & mould resistant
- ✓ Termite resistant
- ✓ UV inhibitors to resist fading

Environmentally friendly

NewTechWood® composite timber products have many advantages over ordinary timbers, not the least of which is the environmental savings:

- Made from 95% recycled materials
- Saves Native forests by using reconstituted timber fibres
- Prevents 5,400,000 kg plastic from being dumped in landfill each month

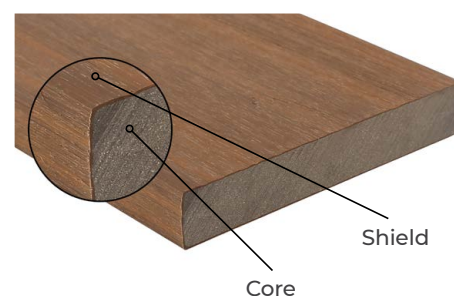
For more on NewTechWood's sustainability contribution visit

newtechwood.com.au/sustainability

THE ULTRASHIELD® DIFFERENCE

NewTechWood® is a 360° fully capped wood plastic composite.

The unique UltraShield® technology shields all four sides for ultra protection against moisture and guarantees durability.



DECKING

Decking - never oil, sand or paint again!

METRO



TERRACE



COASTAL



See and feel the finishes.
Pick up a sample from your nearest store.

| Decking Code | Product Description | Dimensions | Length | Double Sided | Residential Span | Commercial Span | Secret Fix | Slip Rating | Colours |
|-----------------------|---|------------|--------|--------------|------------------|-----------------|------------|-------------|---|
| Metro Decking Range | | | | | | | | | |
| UH02 | Grooved Edge Hollow Deck Board | 138 x 23mm | 4.88m | Y | 350mm | n/a | Y | P2 | Antique, Silver Grey, Ipe, Teak |
| US07 | Square Edge Solid Deck Board | 138x 23mm | 4.88m | Y | 400mm | 300mm | N | P2 | |
| Terrace Decking Range | | | | | | | | | |
| US49 | Grooved Edge Solid Deck Board | 138 x 25mm | 5.4m | Y | 450mm | 350mm | Y | P2 | Antique, Silver Grey, Ipe, Teak, Walnut |
| US63 | Grooved Edge / Square Edge Solid Deck Board | 138 x 25mm | 5.4m | Y | 450mm | 350mm | Y | P2 | |
| Coastal Decking Range | | | | | | | | | |
| US54 | Grooved Edge Solid Wide Deck Board | 210 x 23mm | 4.88m | N | 400mm | 300mm | Y | P5 | Aged Wood, Antique, Beech, Teak |
| US33 | Grooved Edge / Square Edge Solid Deck Board | 138 x 23mm | 4.88m | N | 400mm | 300mm | Y | P5 | |
| Finishing Fascia | | | | | | | | | |
| US06 | Solid Fascia Board | 138 x 15mm | 4.88m | Y | n/a | n/a | N | n/a | Antique, Silver Grey Teak, Ipe, Walnut |

NOTE: Board widths may vary + / - 2mm

| HIDDEN FASTENERS Code | Product Description | Gap | Timber Fix | Metal Fix | Approx. Clips P/M ² | | | Colours |
|---|---|-------|------------|-----------|--------------------------------|---------------|---------------|-------------------------------------|
| | | | | | Metro Range | Terrace Range | Coastal Range | |
| Cobra T-Clip | S/Steel Hidden Fastening Clip - Decking | 5.5mm | ✓ | ✓ | 21 | 17 | 14 | n/a |
| MG1 | S/Steel Mini Gap Clip | 1.5mm | ✓ | ✓ | 22 | 19 | 15 | |
| MG2 | S/Steel Mini Gap Locking Clip | 1.5mm | ✓ | ✓ | 1 Clip per board | | | |
| MG3 | Starter Clip | n/a | ✓ | ✓ | n/a | n/a | n/a | |
| K37 | Starter / End Clip | n/a | ✓ | ✓ | n/a | n/a | n/a | |
| CDS | Coloured Head Decking Screws 304ss - 10g x 65mm | n/a | ✓ | ✗ | n/a | n/a | n/a | Available in matching colours |
| CSM | Coloured Head Decking Screws Carbon Steel 10g x 60mm | n/a | ✗ | ✓ | n/a | n/a | n/a | |
| CS | Coloured Head Fascia Screws 304ss - 8g x 50mm | n/a | ✓ | ✗ | n/a | n/a | n/a | |
| EC  | End Caps Suitable for UH02, UH55 | n/a | n/a | n/a | n/a | n/a | n/a | |



Before installing decking, refer to the installation guidelines on our website



For colour swatches see back page

newtechwood.com.au/installation-guides



CLADDING

Composite Cladding

Fully finished exterior wall cladding requires no oiling or painting.

ShadowLine Cladding
board profile



SHADOWLINE CLADDING



| CLADDING Code | Product Description | Dimensions | Length | Max Span | Colours |
|-----------------------|--|----------------------------|--------|----------|----------------------------------|
| US31 | Shadowline Cladding Board | 142 x 13mm | 4.88m | 500mm | Silver Grey, Teak, Maple, Walnut |
| STUS44 | Aluminium End Trim | 35 x 42mm | 3.6m | n/a | |
| STUS45 | Aluminium H Trim | 35mm | 3.6m | n/a | |
| STUS46 | Aluminium Outer Corner Trim | 35 x 35mm | 3.6m | n/a | |
| STUS47 | Aluminium Inner Corner Trim | 35 x 35mm | 3.6m | n/a | |
| HIDDEN FASTENERS Code | Product Description | Clips Required p/M2 - US31 | | | Colours |
| AW02 | Aluminium Starter Profile - 3.0m lengths | N/A | 3.0m | – | Mill finish |
| AW08 | Aluminium Cladding Clip | 17 | | – | Mill finish |

For colour swatches see back page ↗

Castellation Cladding
board profile



CASTELLATION CLADDING



| CLADDING Code | Product Description | Dimensions | Length | Max Span | Colours |
|---------------|--|--------------|--------|----------|--|
| UH61 | Castellation wall cladding board 25mm x 12.5mm | 196mm x 25mm | 4.88m | 500mm | Ipe, Aged Wood, Oak, Silver Ash, Ebony |
| UH50 | Composite End Trim | 75mm x 54mm | 3m | n/a | |
| UH51 | Composite Corner Trim | 76mm x 76mm | 3m | n/a | |

For colour swatches see back page ↗




Low maintenance screening & fencing

Create stylish and private areas in your home or commercial al fresco areas.



| SCREENING Code | Product Description | Dimensions | Length | Max Span | Fixing Method | Colours |
|----------------|-------------------------|--------------|--------|----------|---------------|---|
| US36 | Solid Screening Board | 70mm x 17mm | 5.4m | 900mm | Screw Fix | Antique, Ipe, Teak, Silver Grey |
| US06 | Solid Fascia Board | 138mm x 15mm | 4.88m | 800mm | Screw Fix | Antique, Ipe, Teak, Silver Grey, Walnut |
| UH55 | Hollow Screening Batten | 56mm x 30mm | 5.4m | 900mm | Screw Fix | Antique, Ipe, Oak, Ebony |

For colour swatches see back page ↗



↖
Looks like natural timber
and resistant to fading.

Wide range of screening
↙ & fencing profiles



Light up your deck

Highlight elements of your home's exterior for safety or purely for the aesthetics.



BENEFITS

- ✓ Easy Installation - Plug & Play System
- ✓ Backed by a 3-year limited warranty
- ✓ 50,000 Hour Lifespan
- ✓ Optional LED Dimmer
- ✓ Stainless Steel Casing Waterproof
- ✓ Low voltage 12V offering safety
- ✓ Optional extra 5m Cable Extension



Owlia LED deck lights are the perfect addition to your external living areas. With optional remote control. Ask about our LED Deck Light kits.

COLOURS



NOTE: Not all products available in all colours. Refer to product tables

Imported and Distributed by



Urban Direct Wholesale
Sourcing Better Products

Available from:

To ensure Warranty compliance, it is important to install NewTechWood® as per our installation guidelines, which can be downloaded from:
newtechwood.com.au/technical-information



Get Inspired

newtechwood.com.au



NewTechWood

Decking • Cladding • Screening